

# San Benito County Market Minute Update



Statistics

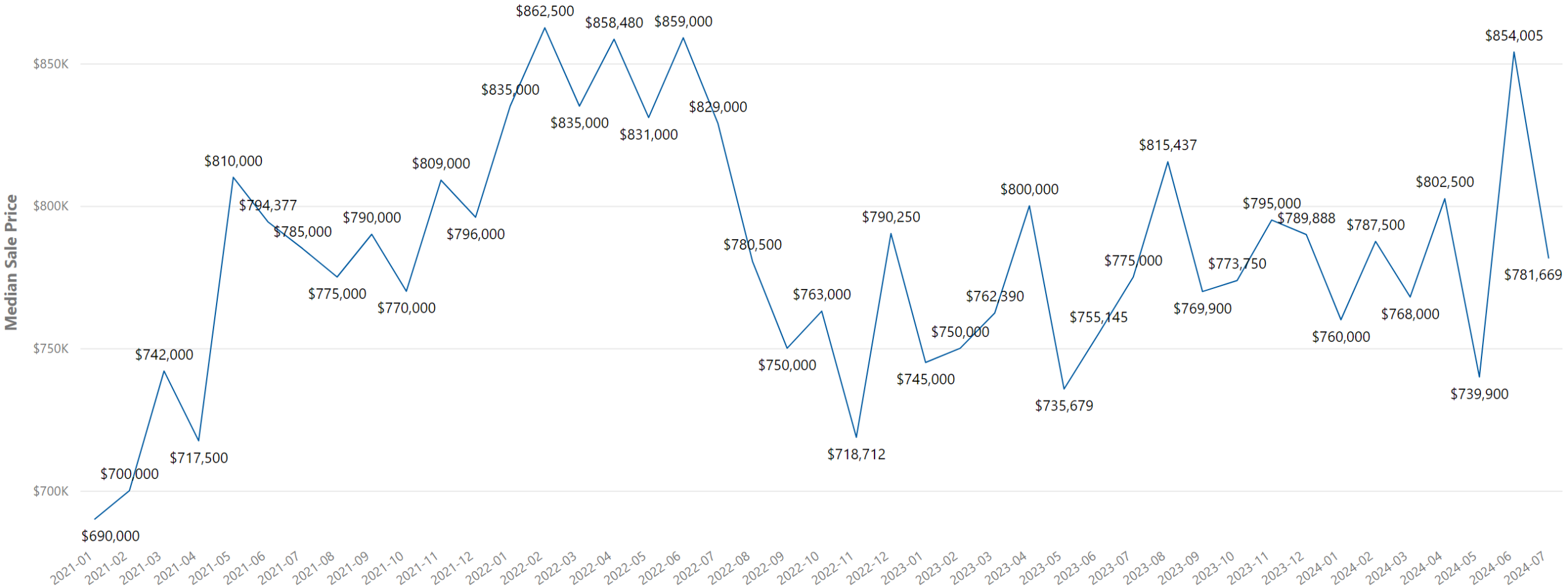


August 2024

POWER ON  
POWER OFF  
EMAIL  
INTERNET  
WORLD  
NO  
SEARCH

# San Benito County - Median Sale Price

CountyName ● San Benito



Data as of 8/6/2024

Aculist@2024

Residential Single Family: 2021 - 2024

# San Benito County - Increased Median Price

City	Median Sale Price	Median Sale Price Last Year	% Med Price Change
Tres Pinos	\$800,000	\$0	N/A
Aromas	\$1,093,000	\$1,000,000	9%
Hollister	\$778,000	\$750,000	4%

# San Benito County - Decreased Median Price

City	Median Sale Price	Median Sale Price Last Year	% Median Sale Price Change
San Juan Bautista	\$0	\$707,500	-100%

# San Benito County - Increased Median Sale Price (MoM)

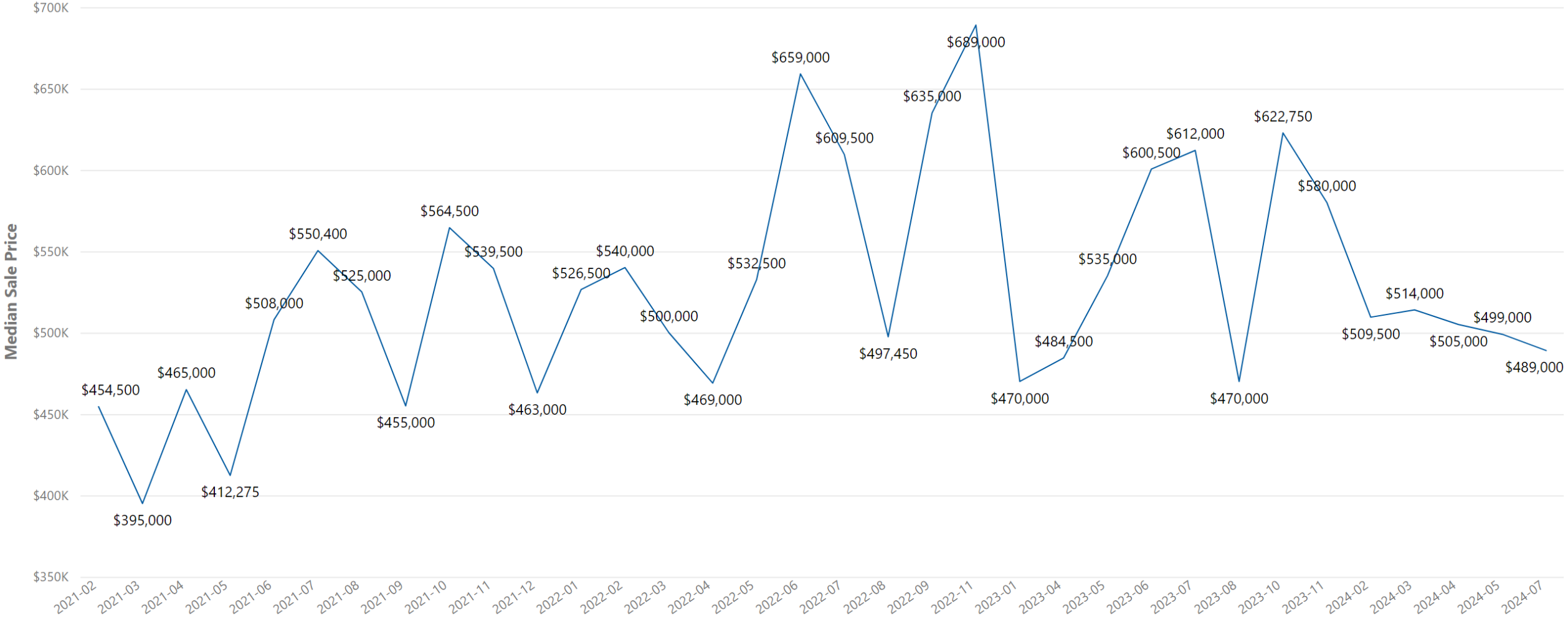
City	Median Sale Price	Median Sale Price Previous Month	% Median Sale Price Change
Tres Pinos	\$800,000	\$0	N/A
Aromas	\$1,093,000	\$907,495	20%

# San Benito County - Decreased Median Sale Price (MoM)

City	Median Sale Price	Median Sale Price Previous Month	% Median Sale Price Change
Hollister	\$778,000	\$842,672	-8%

# San Benito County - Median Sale Price

CountyName ● San Benito



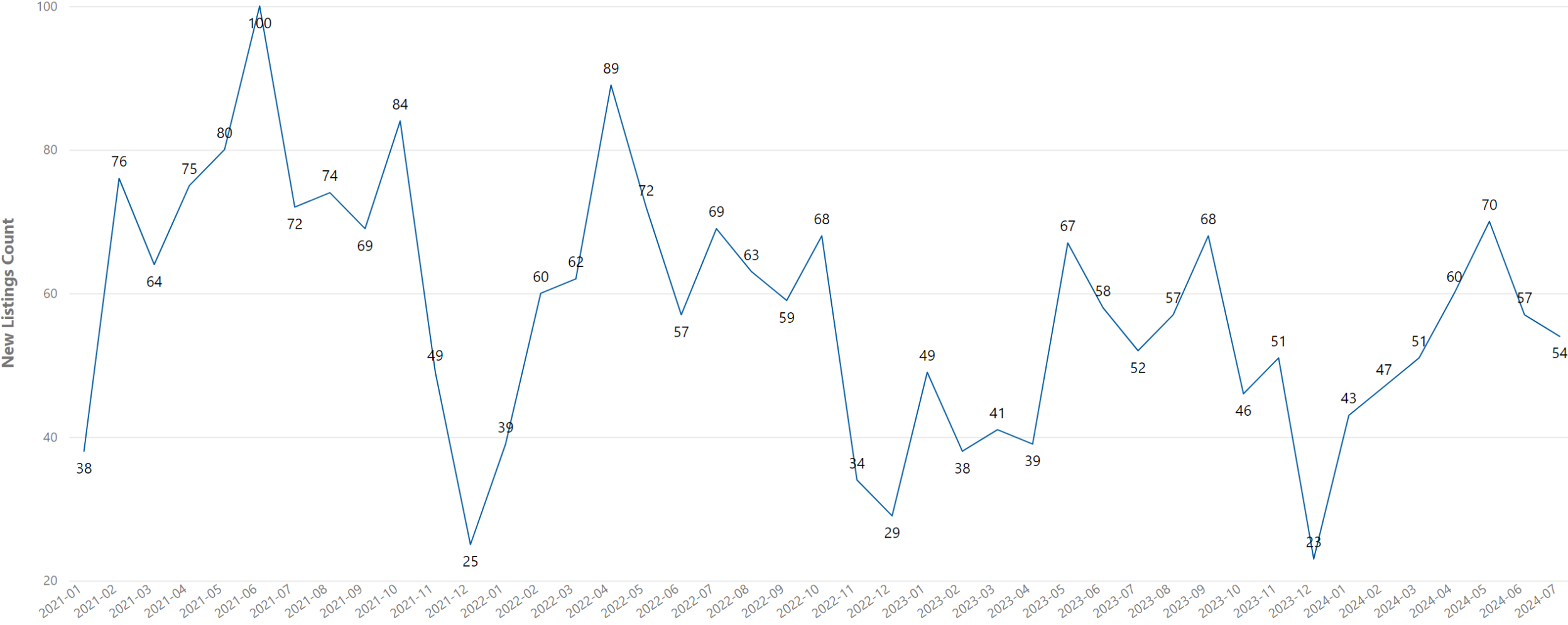
# San Benito County - Decreased Median Price

City	Median Sale Price	Median Sale Price Last Year	% Median Sale Price Change
Hollister	\$489,000	\$612,000	-20%



# San Benito County - New Listings

CountyName ● San Benito



# San Benito County - Increased New Listings

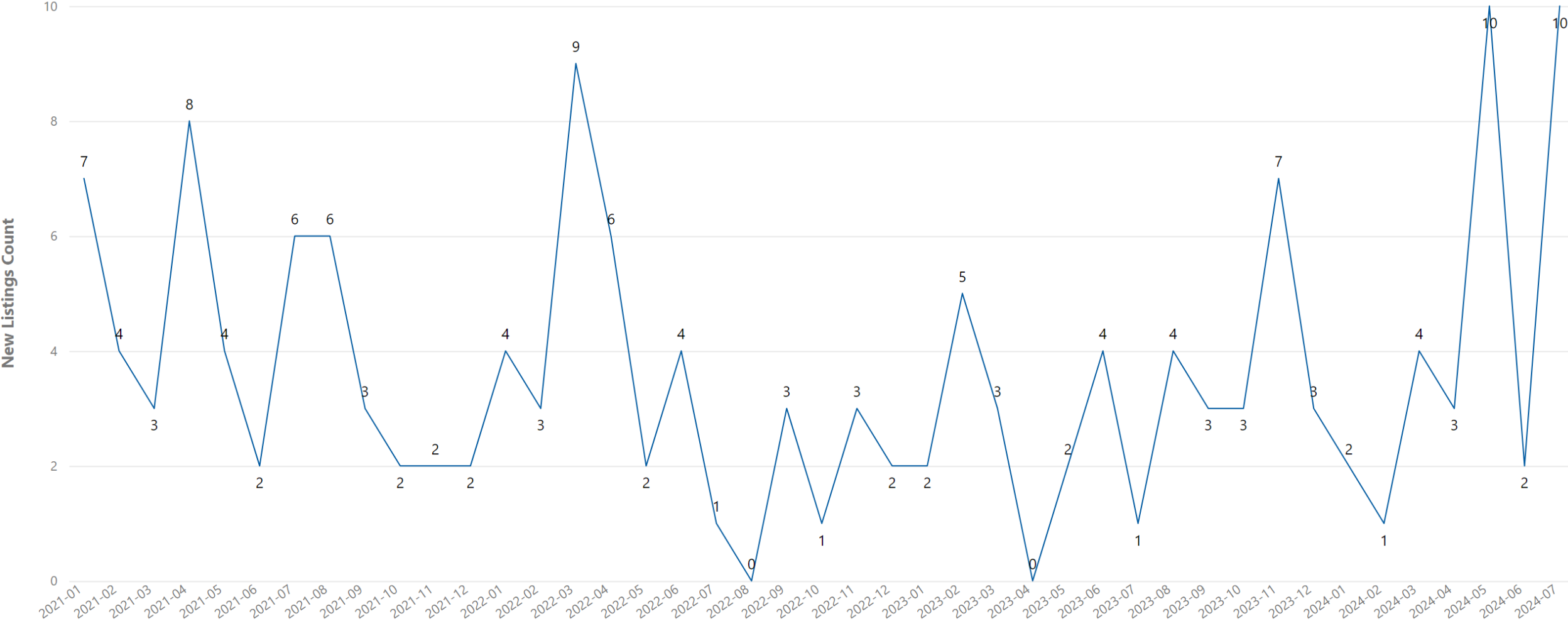
City	New Listings This Year	New Listings Last Year	% New Listings Change
Aromas	1	0	N/A
Tres Pinos	2	0	N/A
San Juan Bautista	3	2	50%

# San Benito County - Decreased New Listings

City	New Listings This Year	New Listings Last Year	% New Listings Change
Hollister	48	50	-4%

# San Benito County - New Listings

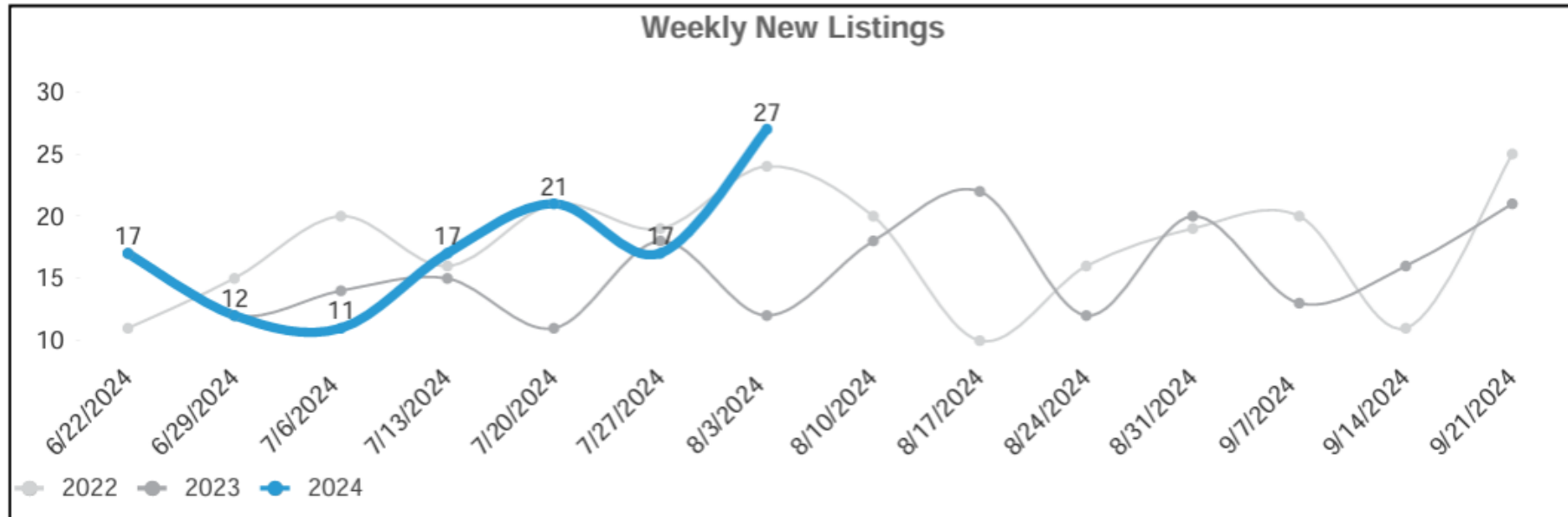
CountyName ● San Benito



# San Benito County - Increased New Listings

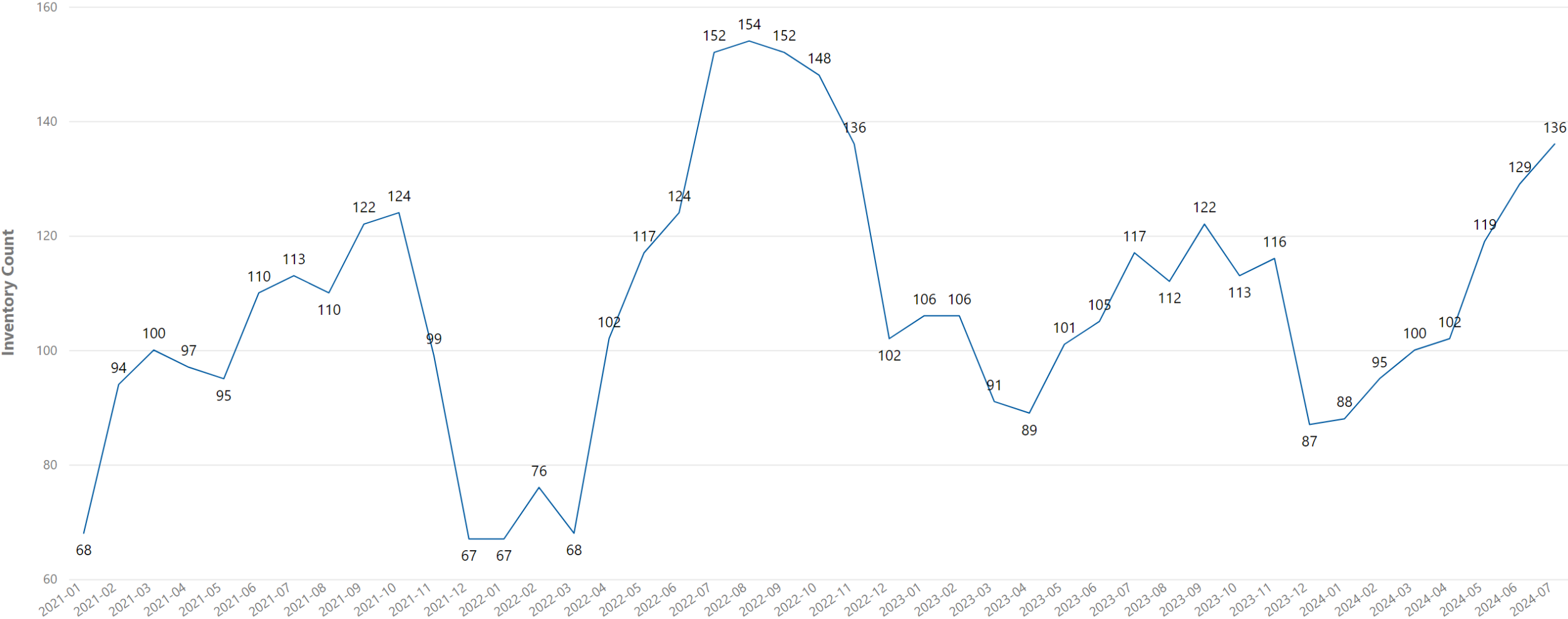
City	New Listings This Year	New Listings Last Year	% New Listings Change
Hollister	10	1	900%

# San Benito County – New Listings Week Ending 08/03/2024



# San Benito County - Inventory

CountyName ● San Benito



Data as of 8/6/2024

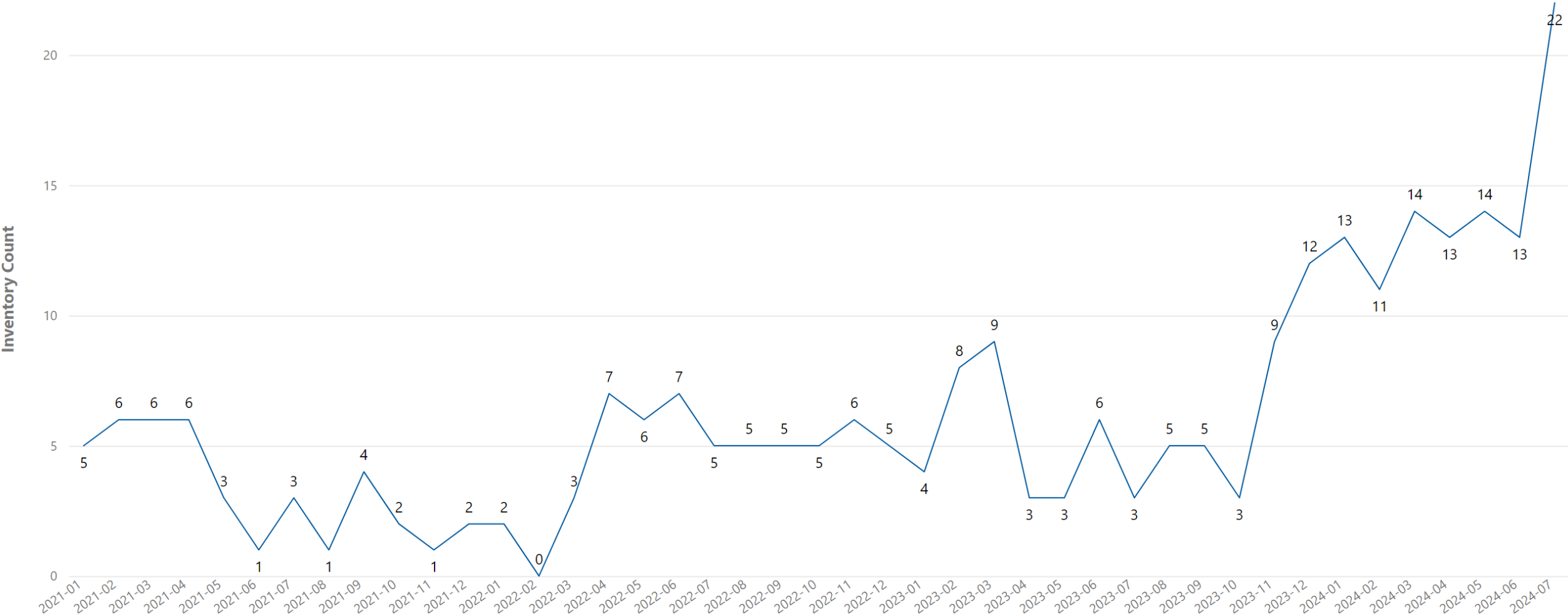
Aculist@2024

Residential Single Family: 2021-2024



# San Benito County - Inventory

CountyName ● San Benito



Data as of 8/6/2024

Aculist@2024

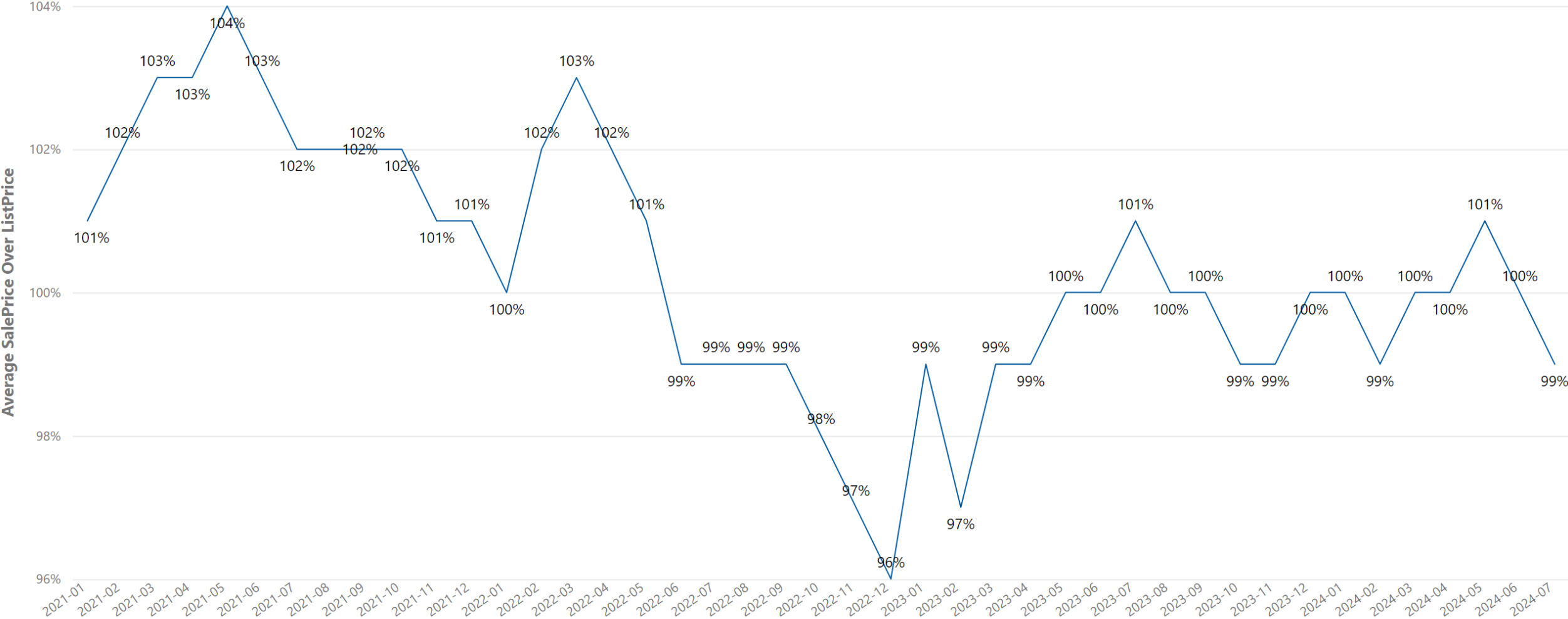
Residential Common Interest: 2021 - 2024





# San Benito County - Average Sale Price Over List Price

CountyName ● San Benito



# San Benito County - Increased Sale To List Price

City	Sale Over List Price	Sale Over List Price Last year	% Sale Over List Price Change
Tres Pinos	100%	0%	N/A

# San Benito County - Decreased Sale To List Price

City	Sale Over List Price	Sale Over List Price Last Year	% Sale Over List Price Change
Aromas	80%	103%	-22%
Hollister	100%	101%	-1%

# San Benito County - Increased Sale Over List Price (MoM)

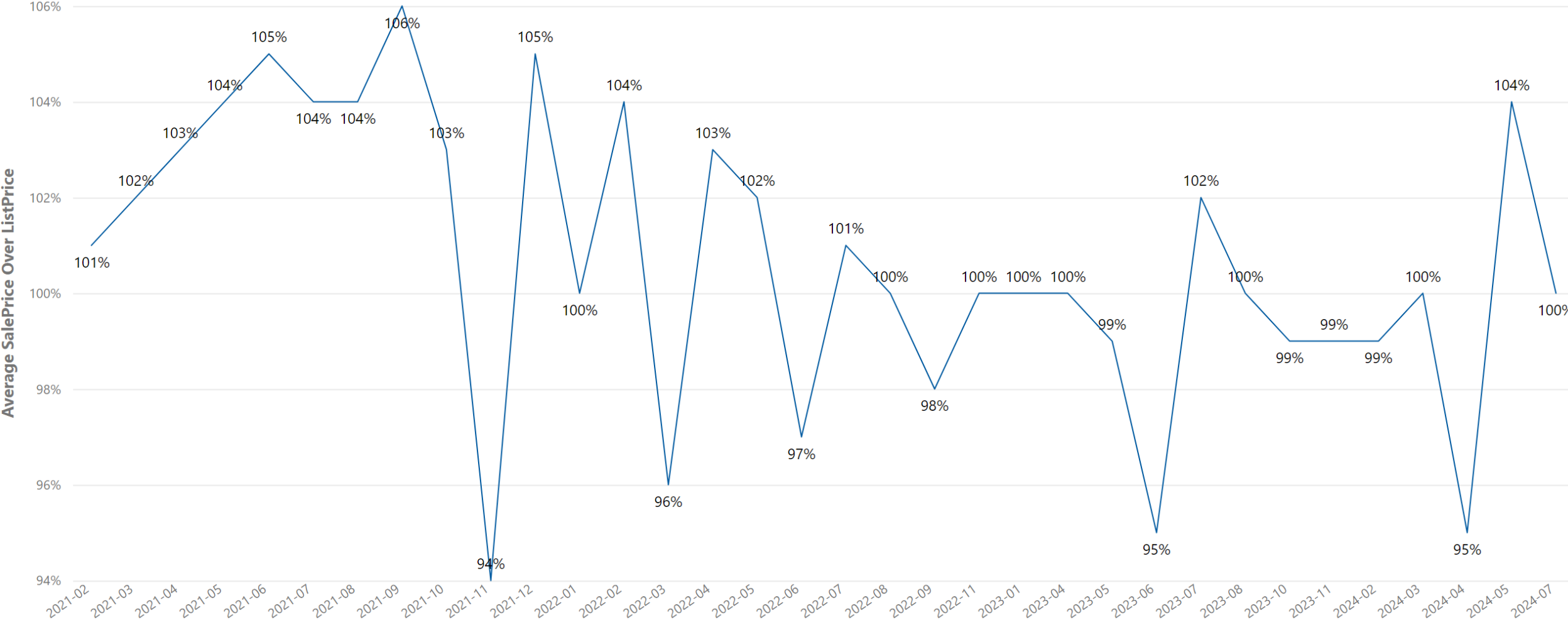
City	Sale Over List Price	Sale Over List Price Previous Month	% Sale Over List Price Change
Tres Pinos	100%	0%	N/A
Hollister	100%	100%	0%

# San Benito County - Decreased Sale Over ListPrice (MoM)

City	Sale Over List Price	Sale Over List Price Previous Month	% Sale Over List Price Change
Aromas	80%	99%	-19%

# San Benito County - Average Sale Price Over List Price

CountyName ● San Benito



# San Benito County - Decreased Sale To List Price

City	Sale Over List Price	Sale Over List Price Last Year	% Sale Over List Price Change
Hollister	100%	102%	-2%

# San Benito County - Increased Sale Over List Price (MoM)

City	Sale Over List Price	Sale Over List Price Previous Month	% Sale Over List Price Change
Hollister	100%	0%	N/A



# Thank You

