

San Benito County Market Minute Update



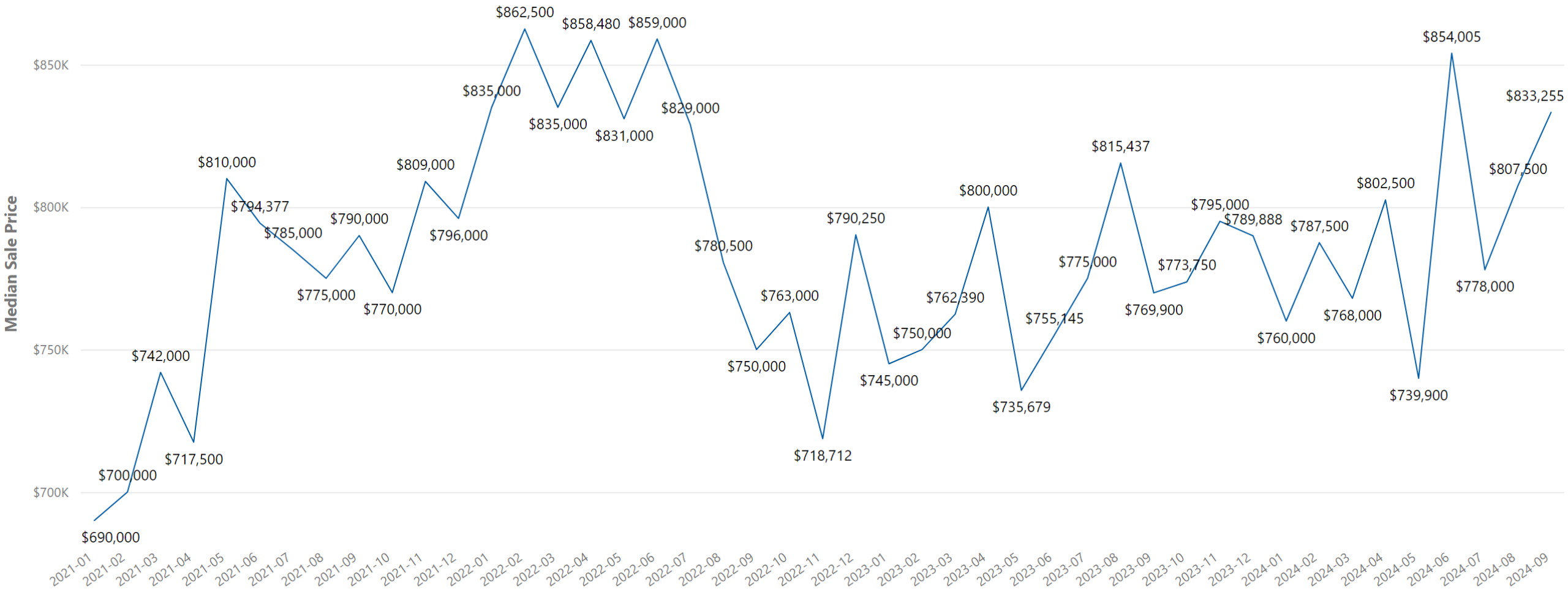
Statistics

October 2024

POWER ON
POWER OFF
EMAIL
INTERNET
WORLD
NO
SEARCH

San Benito County - Median Sale Price

CountyName ● San Benito



Data as of 10/7/2024

Aculist@2024

Residential Single Family: 2021-2024



San Benito County - Increased Median Price

City	Median Sale Price	Median Sale Price Last Year	% Med Price Change
Aromas	\$950,000	\$0	N/A
Tres Pinos	\$1,587,500	\$0	N/A
Hollister	\$796,164	\$765,000	4%

San Benito County - Decreased Median Price

City	Median Sale Price	Median Sale Price Last Year	% Median Sale Price Change
San Juan Bautista	\$990,000	\$1,117,500	-11%

San Benito County - Increased Median Sale Price (MoM)

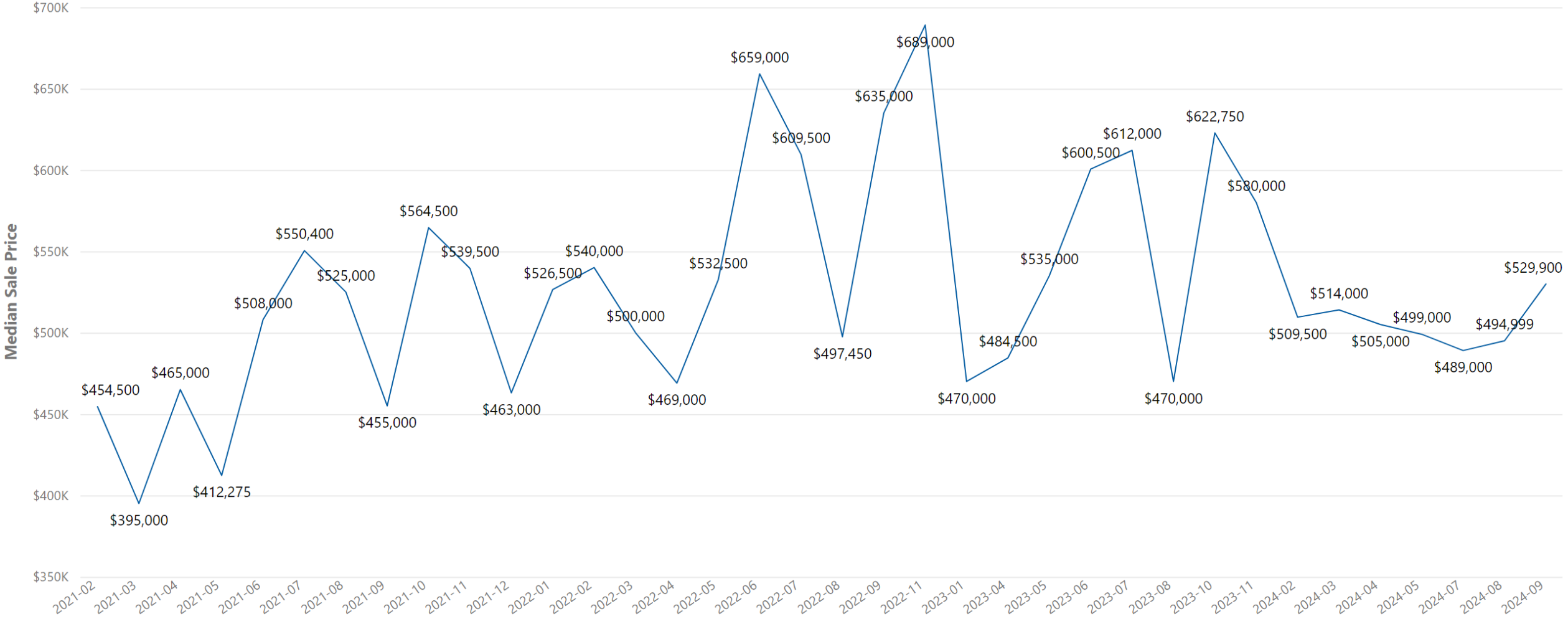
City	Median Sale Price	Median Sale Price Previous Month	% Median Sale Price Change
Aromas	\$950,000	\$0	N/A
Tres Pinos	\$1,587,500	\$0	N/A
San Juan Bautista	\$990,000	\$823,500	20%

San Benito County - Decreased Median Sale Price (MoM)

City	Median Sale Price	Median Sale Price Previous Month	% Median Sale Price Change
Hollister	\$796,164	\$807,500	-1%

San Benito County - Median Sale Price

CountyName ● San Benito



Data as of 10/7/2024

Aculist@2024

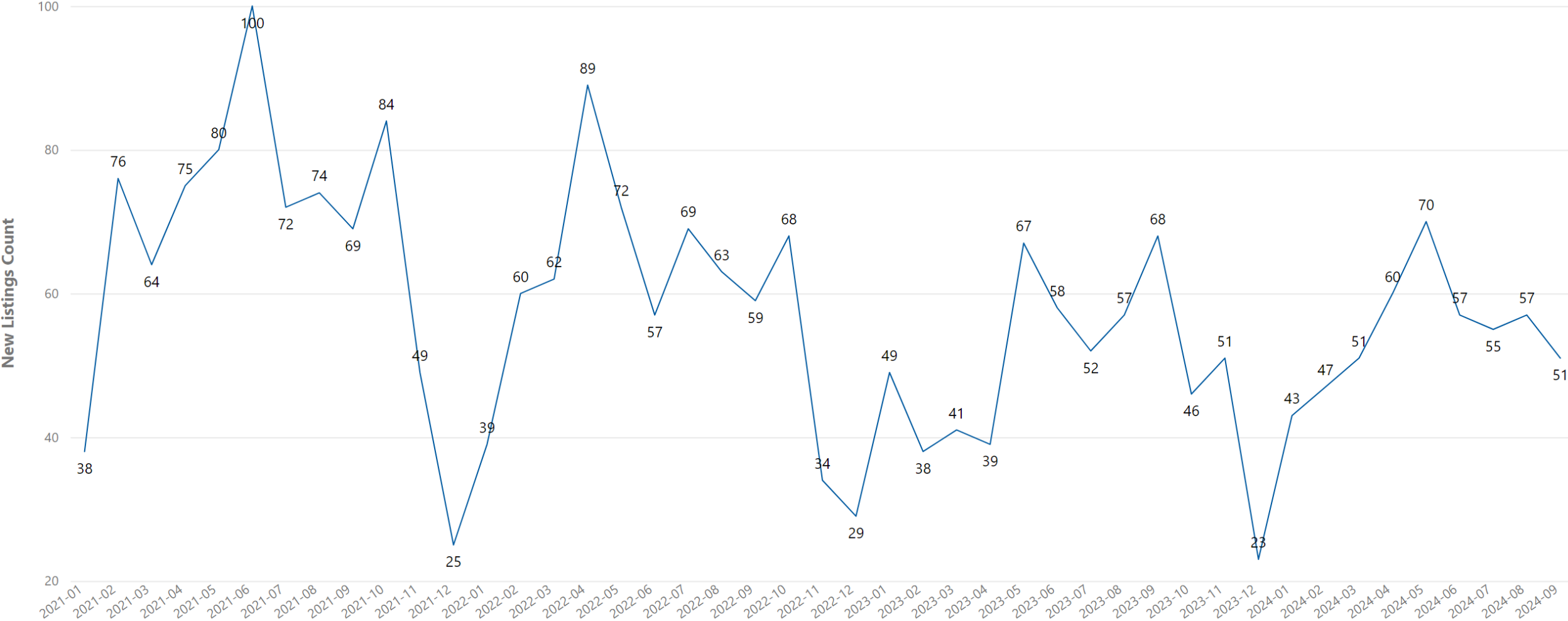
Residential Common Interest: 2021 - 2024

San Benito County - Increased Median Price

City	Median Sale Price	Median Sale Price Last Year	% Med Price Change
Hollister	\$529,900	\$0	N/A

San Benito County - New Listings

CountyName ● San Benito



Data as of 10/7/2024

Aculist@2024

Residential Single Family: 2021-2024

San Benito County - Increased New Listings

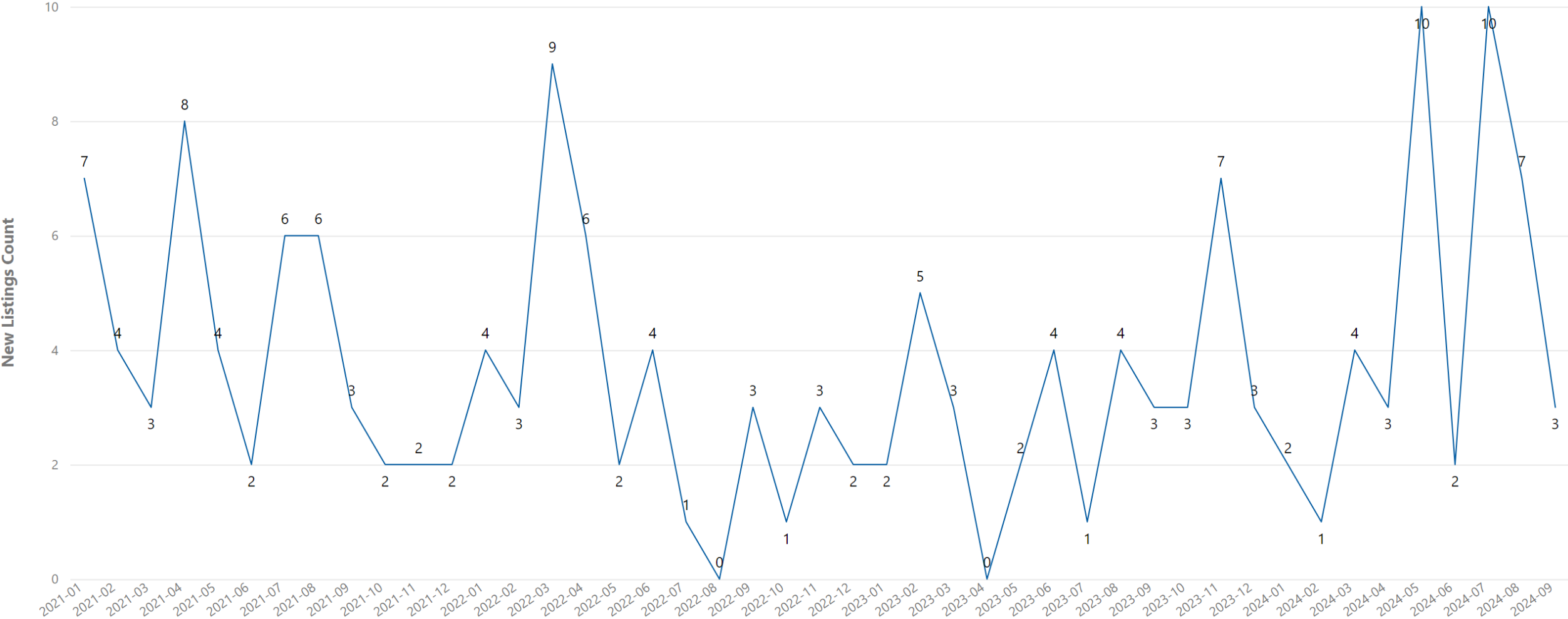
City	New Listings This Year	New Listings Last Year	% New Listings Change
Tres Pinos	1	0	N/A
San Juan Bautista	5	4	25%
Aromas	1	1	0%

San Benito County - Decreased New Listings

City	New Listings This Year	New Listings Last Year	% New Listings Change
Hollister	44	62	-29%

San Benito County - New Listings

CountyName ● San Benito



Data as of 10/7/2024

Aculist@2024

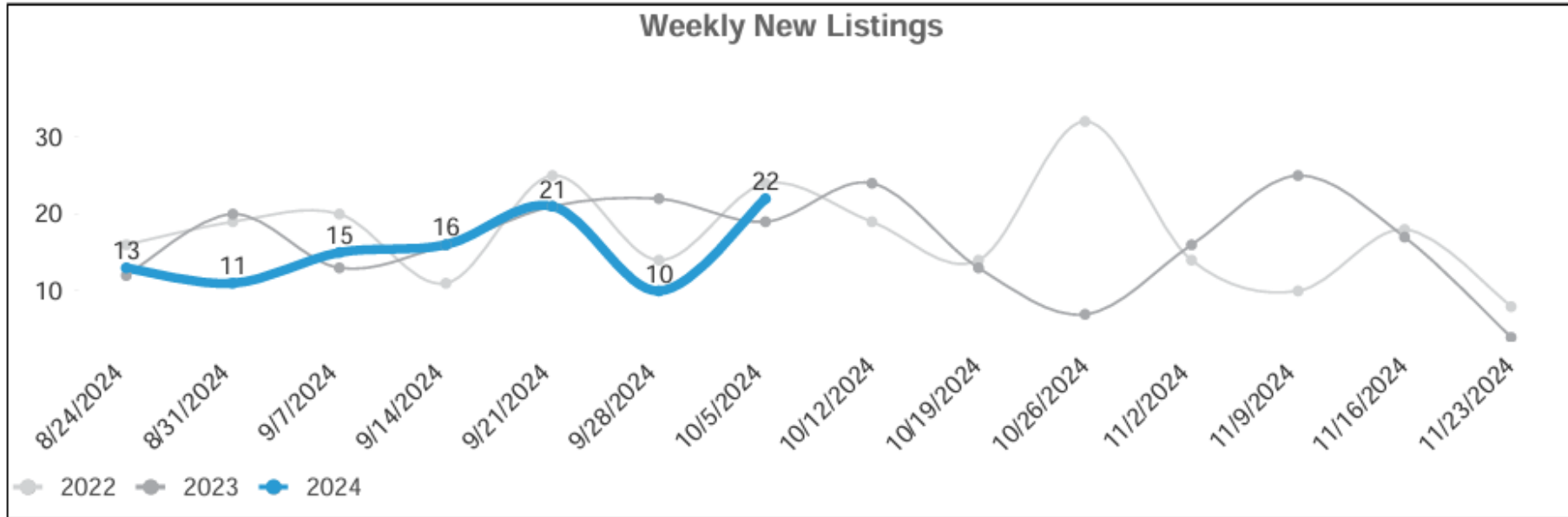
Residential Common Interest: 2021 - 2024



San Benito County - Increased New Listings

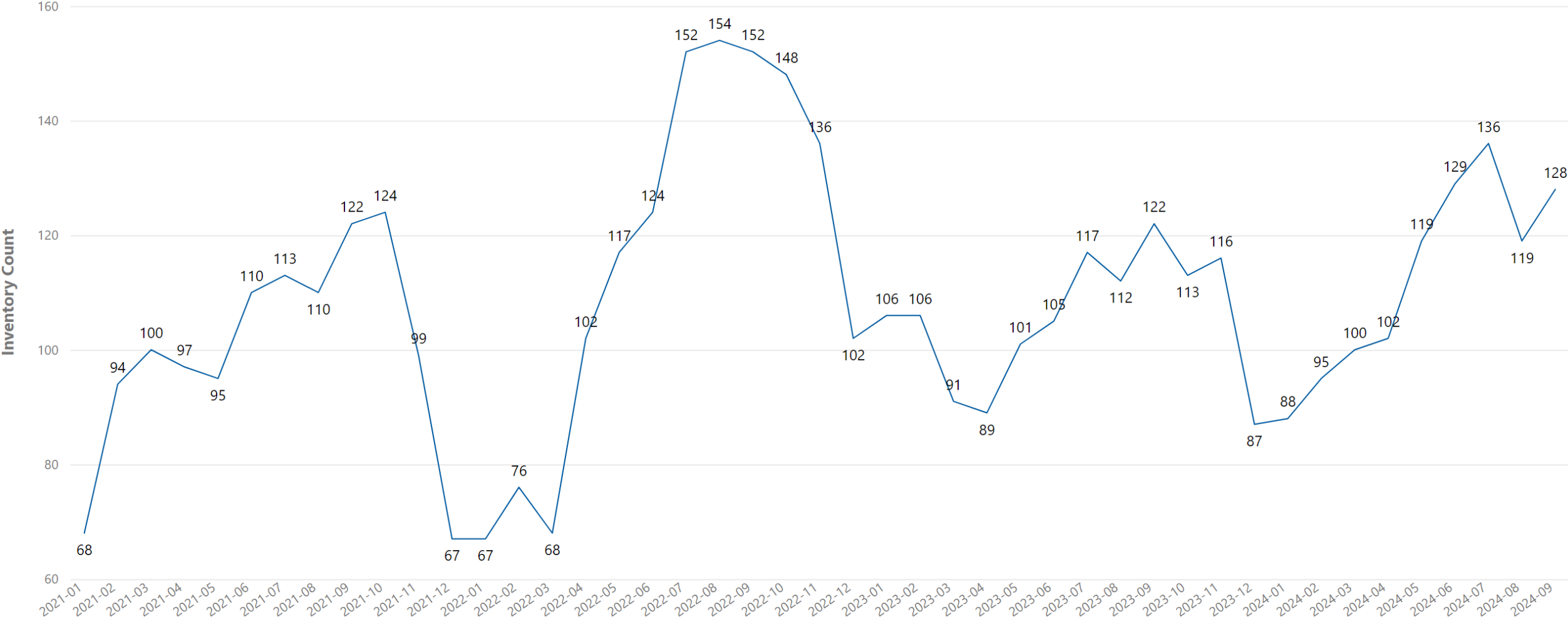
City	New Listings This Year	New Listings Last Year	% New Listings Change
Hollister	3	3	0%

San Benito County – New Listings Week Ending 10/05/2024



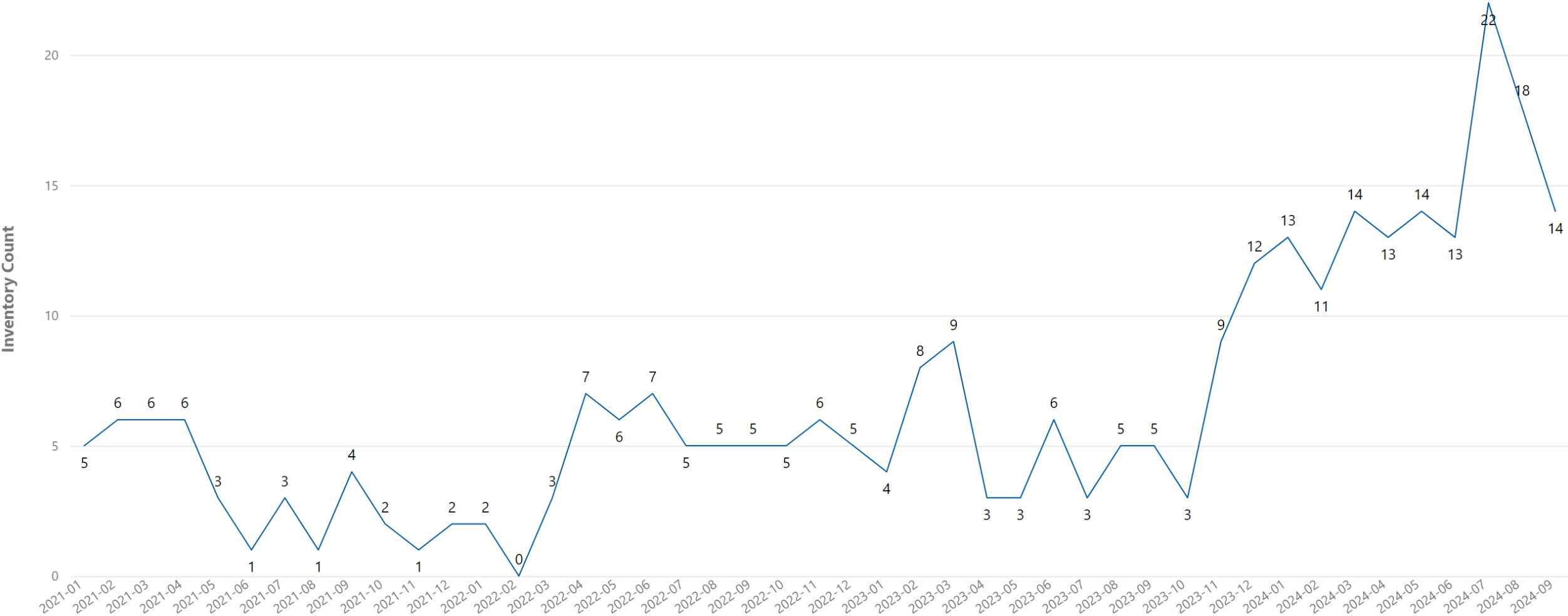
San Benito County - Inventory

CountyName ● San Benito



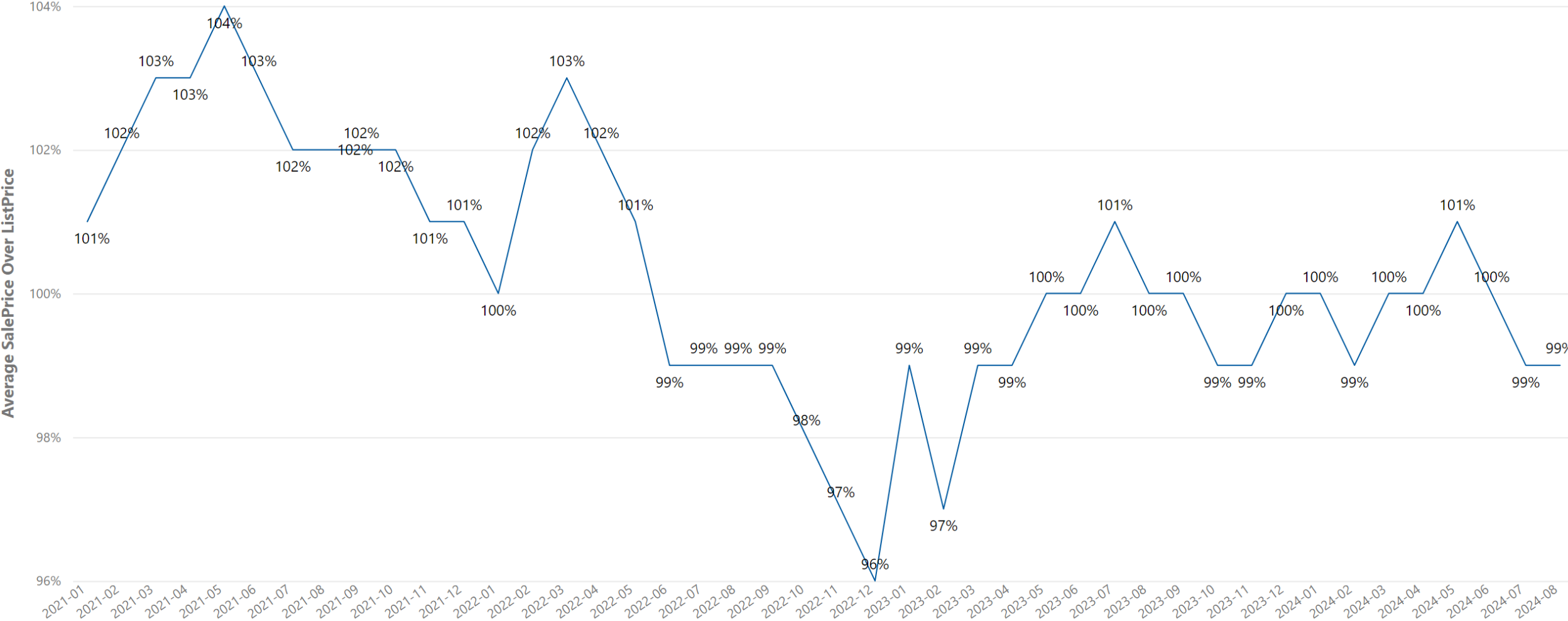
San Benito County - Inventory

CountyName ● San Benito



San Benito County - Average Sale Price Over List Price

CountyName ● San Benito



Data as of 9/8/2024

Aculist@2024

Residential Single Family: 2021 - 2024

San Benito County - Increased Sale To List Price

City	Sale Over List Price	Sale Over List Price Last year	% Sale Over List Price Change
Aromas	113%	0%	N/A
Tres Pinos	99%	0%	N/A
San Juan Bautista	98%	98%	0%

San Benito County - Decreased Sale To List Price

City	Sale Over List Price	Sale Over List Price Last Year	% Sale Over List Price Change
Hollister	99%	100%	-1%

San Benito County - Increased Sale Over List Price (MoM)

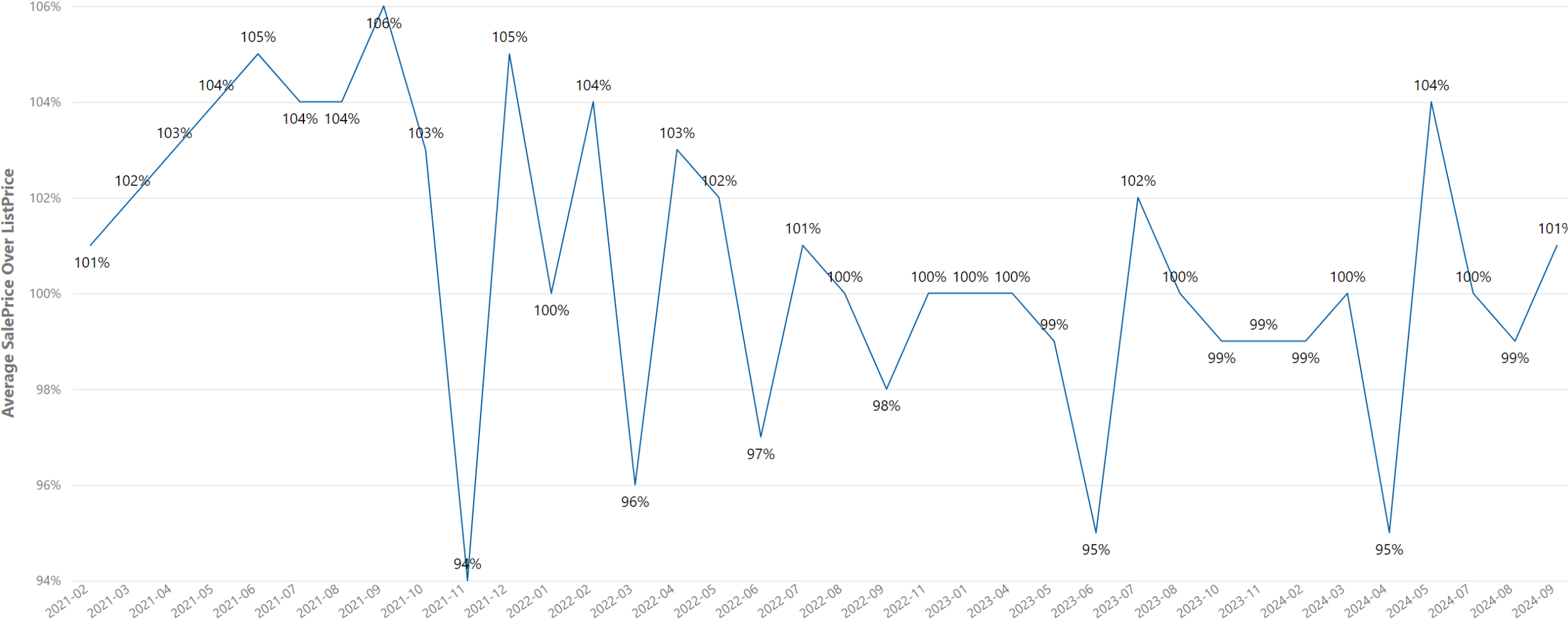
City	Sale Over List Price	Sale Over List Price Previous Month	% Sale Over List Price Change
Aromas	113%	0%	N/A
Tres Pinos	99%	0%	N/A
Hollister	99%	99%	0%

San Benito County - Decreased Sale Over ListPrice (MoM)

City	Sale Over List Price	Sale Over List Price Previous Month	% Sale Over List Price Change
San Juan Bautista	98%	100%	-2%

San Benito County - Average Sale Price Over List Price

CountyName ● San Benito



San Benito County - Increased Sale To List Price

City	Sale Over List Price	Sale Over List Price Last year	% Sale Over List Price Change
Hollister	101%	0%	N/A

San Benito County - Increased Sale Over List Price (MoM)

City	Sale Over List Price	Sale Over List Price Previous Month	% Sale Over List Price Change
Hollister	101%	99%	2%

Thank You

