

Santa Cruz County Market Minute Update



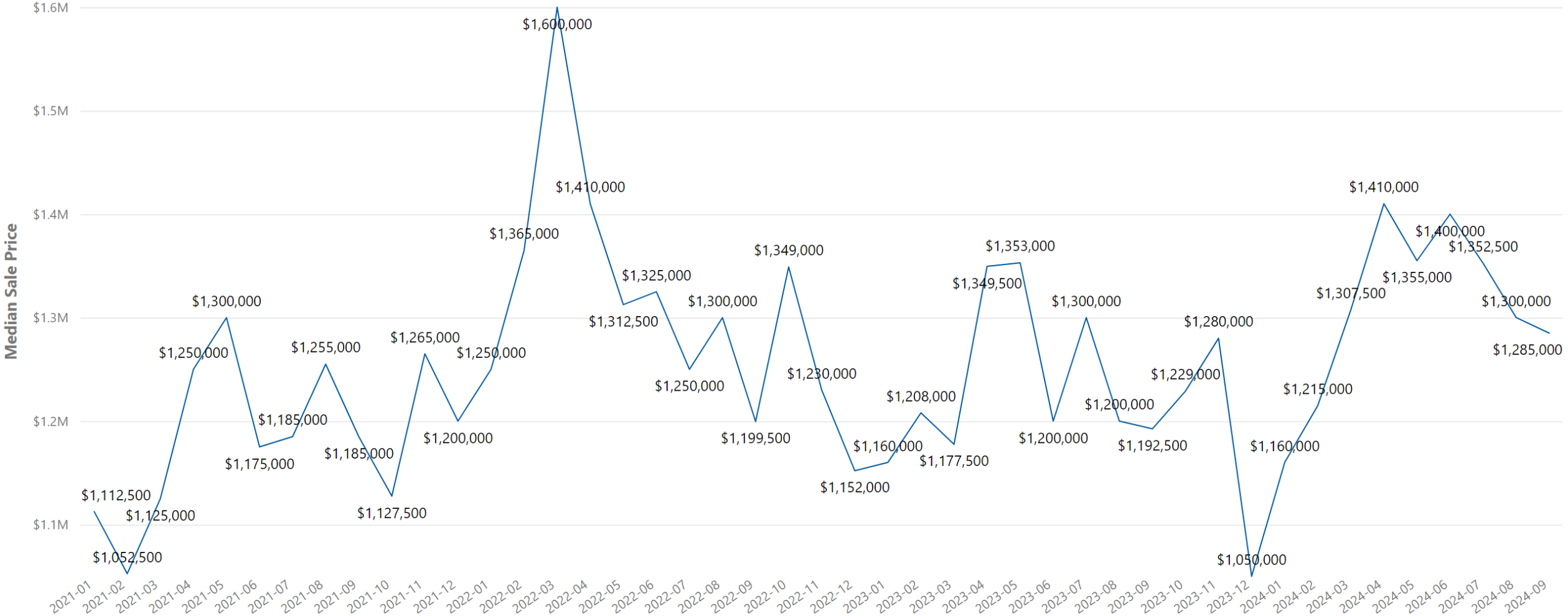
Statistics

October 2024

POWER ON
POWER OFF
EMAIL
INTERNET
WORLD
NO
SEARCH

Santa Cruz County - Median Sale Price

CountyName ● Santa Cruz



Data as of 10/7/2024

Aculist@2024

Residential Single Family: 2021 - 2024

Santa Cruz County - Increased Median Price

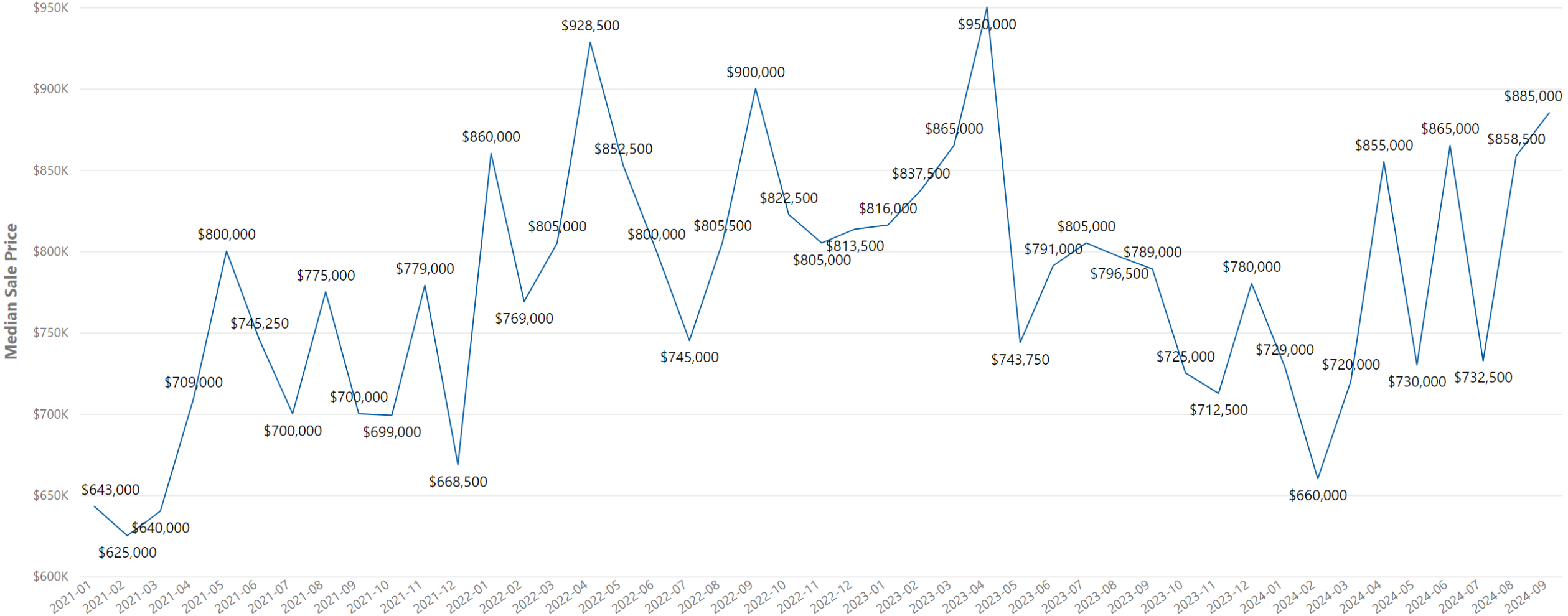
City	Median Sale Price	Median Sale Price Last Year	% Med Price Change
La Selva Beach	\$4,900,000	\$0	N/A
Watsonville	\$1,486,095	\$727,500	104%
Boulder Creek	\$742,500	\$625,000	19%
Soquel	\$1,660,000	\$1,500,000	11%
Felton	\$799,000	\$758,000	5%
Ben Lomond	\$898,000	\$868,500	3%
Aptos	\$1,702,838	\$1,700,000	0%

Santa Cruz County - Decreased Median Price

City	Median Sale Price	Median Sale Price Last Year	% Median Sale Price Change
Brookdale	\$0	\$880,000	-100%
Corralitos	\$0	\$1,350,000	-100%
Freedom	\$0	\$935,000	-100%
Mount Hermon	\$0	\$765,000	-100%
Los Gatos	\$780,000	\$1,600,000	-51%
Scotts Valley	\$1,500,000	\$1,764,000	-15%
Santa Cruz	\$1,410,000	\$1,500,000	-6%
Capitola	\$1,600,000	\$1,625,000	-2%

Santa Cruz County - Median Sale Price

CountyName ● Santa Cruz



Data as of 10/7/2024

Aculist@2024

Residential Common Interest: 2021 - 2024

Santa Cruz County - Increased Median Price

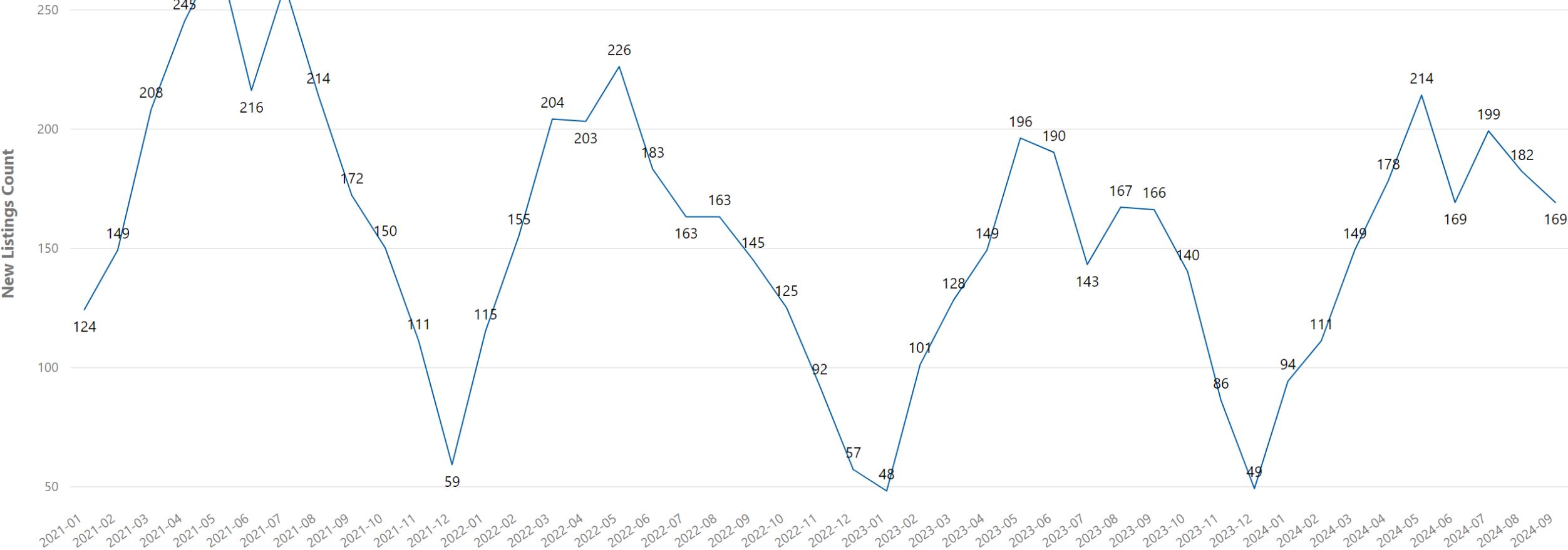
City	Median Sale Price	Median Sale Price Last Year	% Med Price Change
Boulder Creek	\$350,000	\$0	N/A
Capitola	\$912,000	\$690,000	32%
Santa Cruz	\$867,500	\$745,000	16%
Scotts Valley	\$865,000	\$750,000	15%
Aptos	\$1,105,000	\$1,021,000	8%

Santa Cruz County - Decreased Median Price

City	Median Sale Price	Median Sale Price Last Year	% Median Sale Price Change
Soquel	\$0	\$1,250,000	-100%
Watsonville	\$545,000	\$990,000	-45%

Santa Cruz County - New Listings

CountyName ● Santa Cruz



Santa Cruz County - Increased New Listings

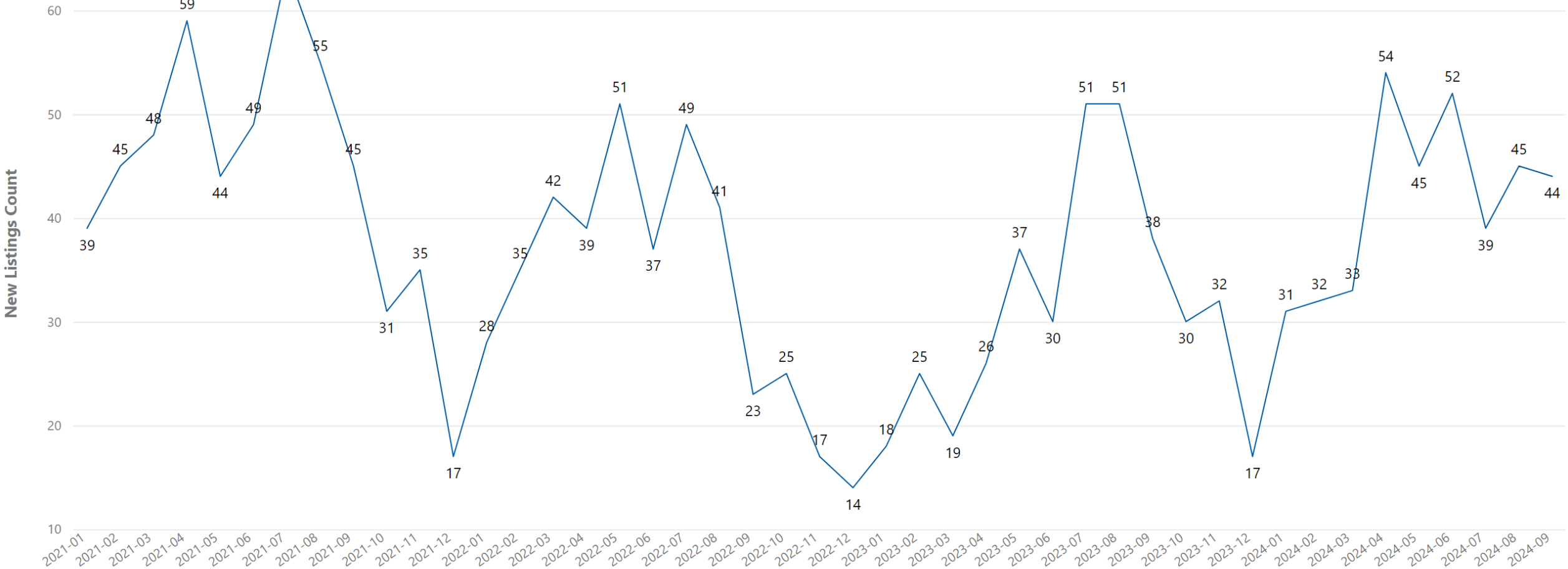
City	New Listings This Year	New Listings Last Year	% New Listings Change
Mount Hermon	1	0	N/A
Brookdale	2	1	100%
Felton	13	9	44%
Capitola	4	3	33%
Boulder Creek	19	16	19%
Scotts Valley	15	13	15%
Ben Lomond	8	7	14%
Aptos	26	25	4%
Soquel	6	6	0%
Watsonville	24	24	0%

Santa Cruz County - Decreased New Listings

City	New Listings This Year	New Listings Last Year	% New Listings Change
La Selva Beach	3	5	-40%
Los Gatos	9	10	-10%
Santa Cruz	39	42	-7%

Santa Cruz County - New Listings

CountyName ● Santa Cruz



Data as of 10/7/2024

Aculist@2024

Residential Common Interest: 2021-2024

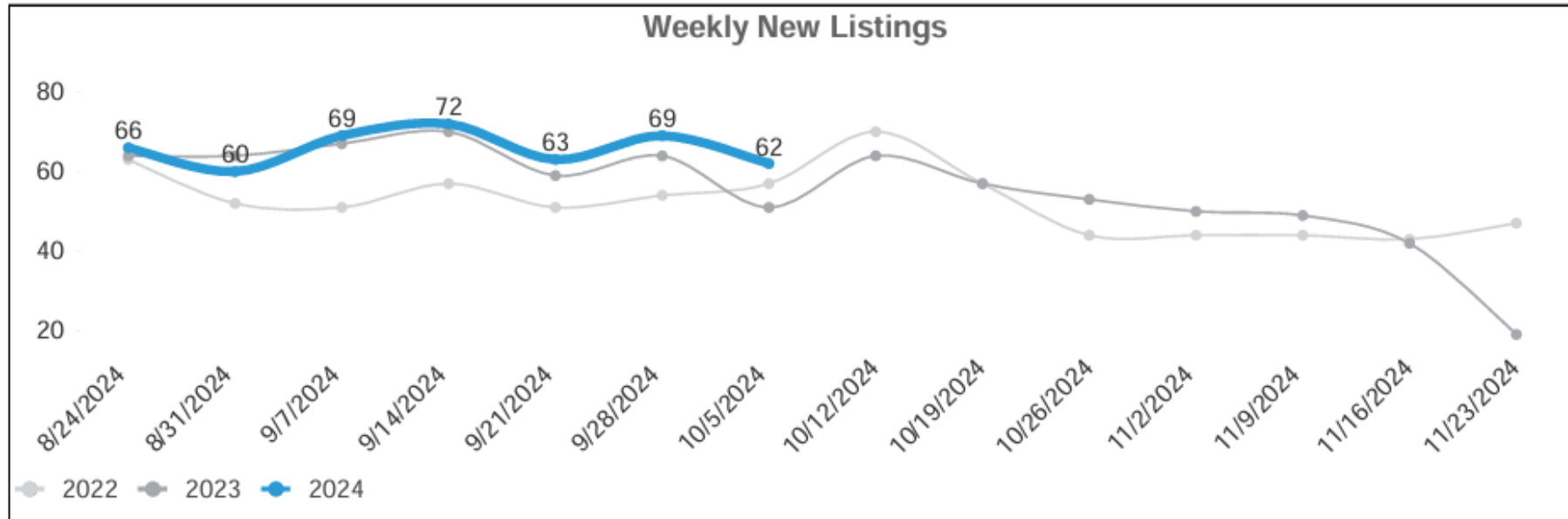
Santa Cruz County - Increased New Listings

City	New Listings This Year	New Listings Last Year	% New Listings Change
Soquel	2	0	N/A
Aptos	11	5	120%
Capitola	8	7	14%
Boulder Creek	3	3	0%
Santa Cruz	10	10	0%

Santa Cruz County - Decreased New Listings

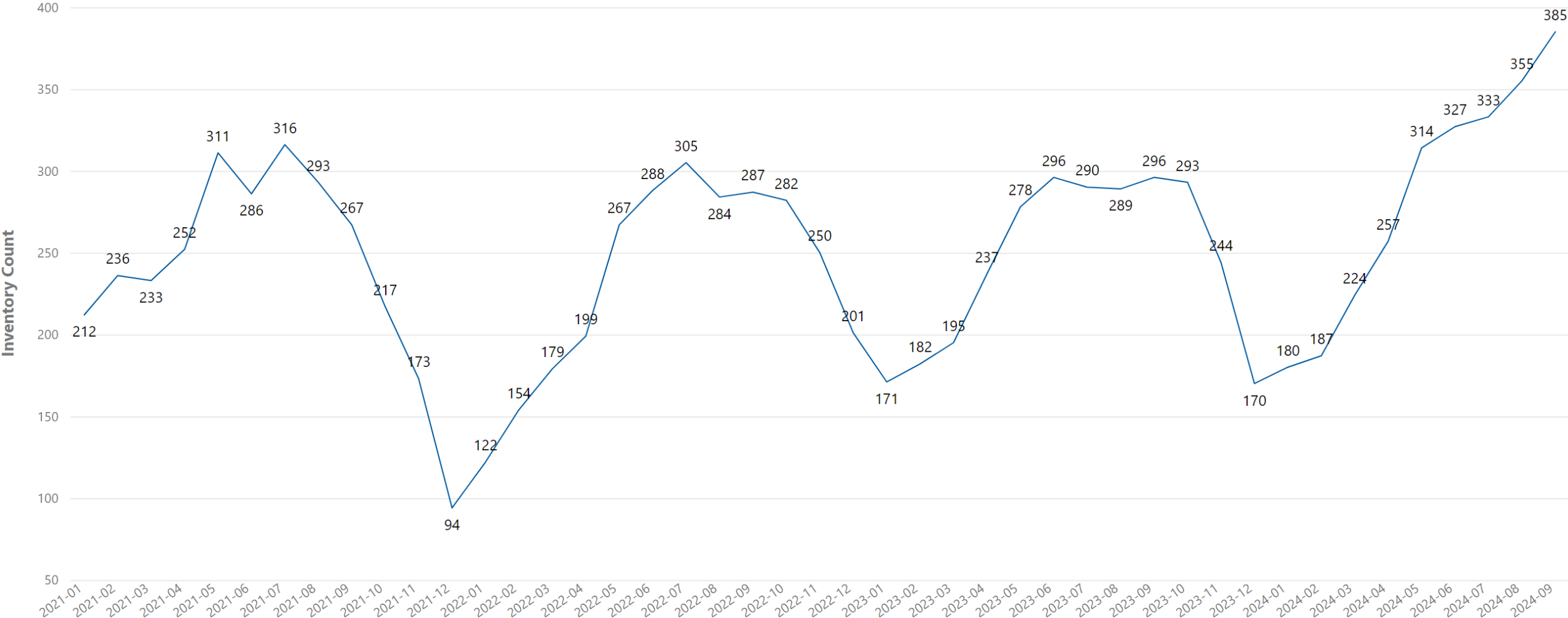
City	New Listings This Year	New Listings Last Year	% New Listings Change
Scotts Valley	4	5	-20%
Watsonville	6	7	-14%

Santa Cruz County – New Listings Week Ending 10/05/2024



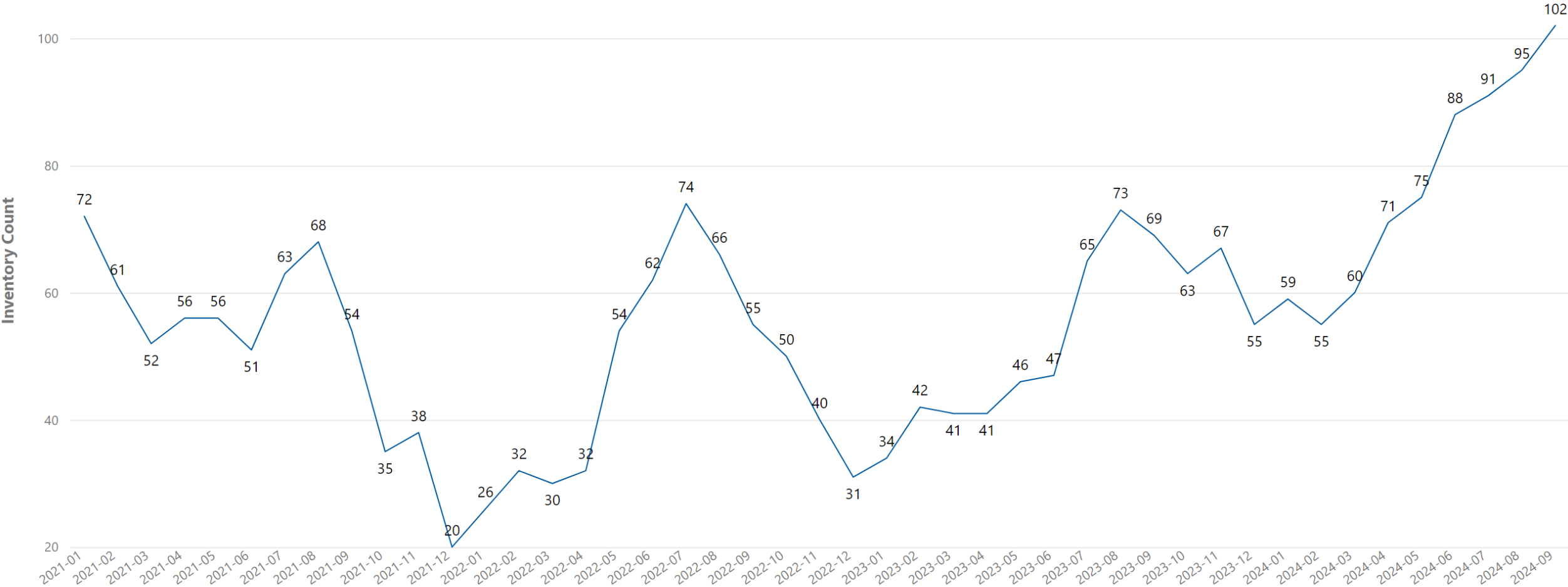
Santa Cruz County - Inventory

CountyName ● Santa Cruz



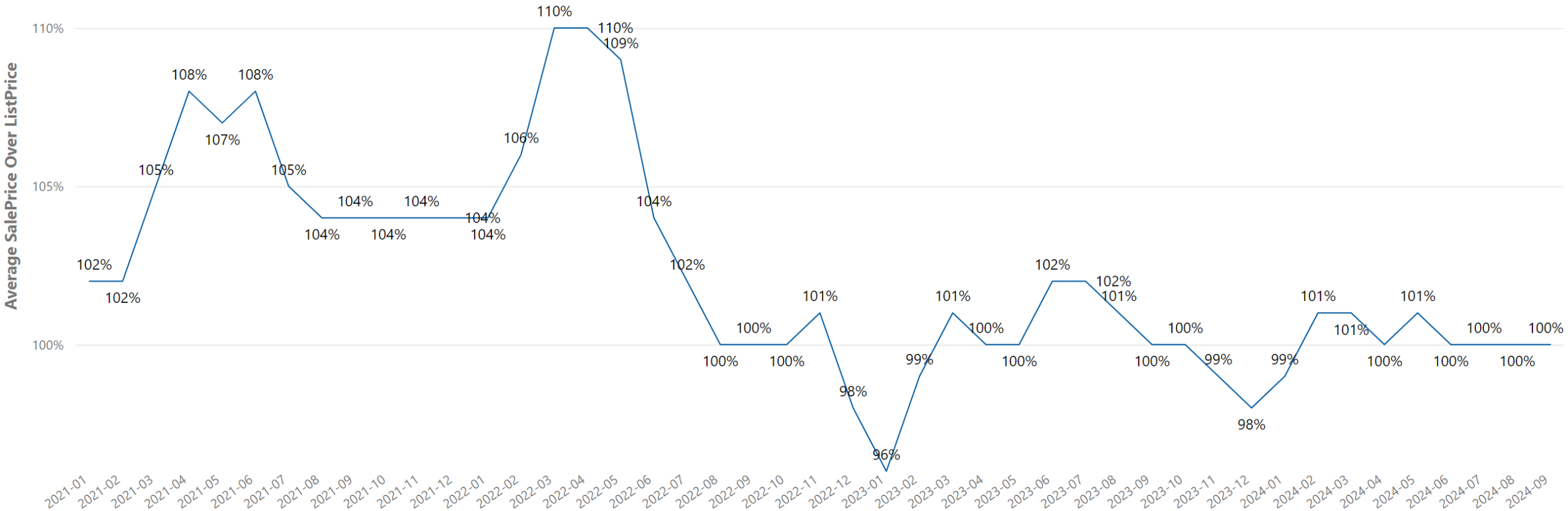
Santa Cruz County - Inventory

CountyName ● Santa Cruz



Santa Cruz County - Average Sale Price Over List Price

CountyName ● Santa Cruz



Data as of 10/7/2024

Aculist@2024

Residential Single Family: 2021-2024

Santa Cruz County - Increased Sale To List Price

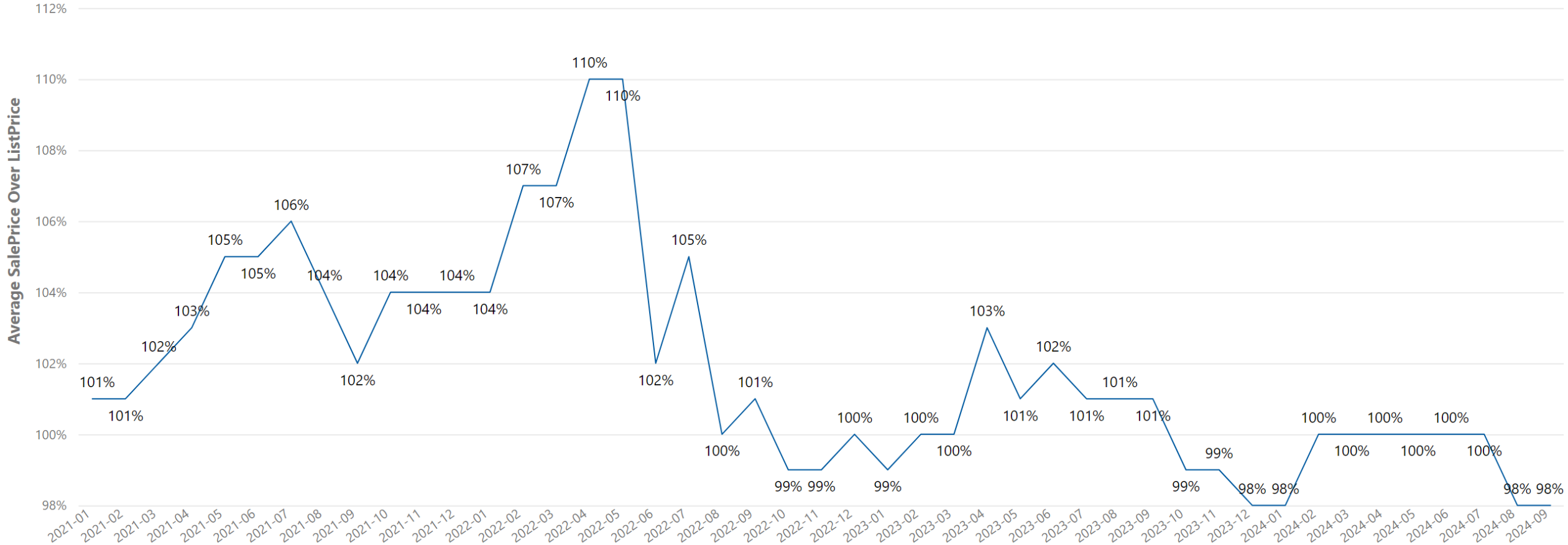
City	Sale Over List Price	Sale Over List Price Last year	% Sale Over List Price Change
La Selva Beach	98%	0%	N/A
Ben Lomond	100%	88%	14%
Soquel	107%	99%	8%
Aptos	103%	99%	4%
Felton	101%	99%	2%
Santa Cruz	100%	100%	0%

Santa Cruz County - Decreased Sale To List Price

City	Sale Over List Price	Sale Over List Price Last Year	% Sale Over List Price Change
Los Gatos	86%	100%	-14%
Capitola	99%	108%	-8%
Boulder Creek	98%	102%	-4%
Watsonville	98%	102%	-4%
Scotts Valley	97%	99%	-2%

Santa Cruz County - Average Sale Price Over List Price

CountyName ● Santa Cruz



Data as of 10/7/2024

Aculist@2024

Residential Common Interest: 2021 - 2024

Santa Cruz County - Increased Sale To List Price

City	Sale Over List Price	Sale Over List Price Last year	% Sale Over List Price Change
Boulder Creek	95%	0%	N/A
Watsonville	101%	99%	2%

Santa Cruz County - Decreased Sale To List Price

City	Sale Over List Price	Sale Over List Price Last Year	% Sale Over List Price Change
Aptos	93%	100%	-7%
Santa Cruz	99%	102%	-3%
Capitola	99%	101%	-2%
Scotts Valley	99%	100%	-1%

Thank You

