

San Benito County Market Minute Update



Statistics

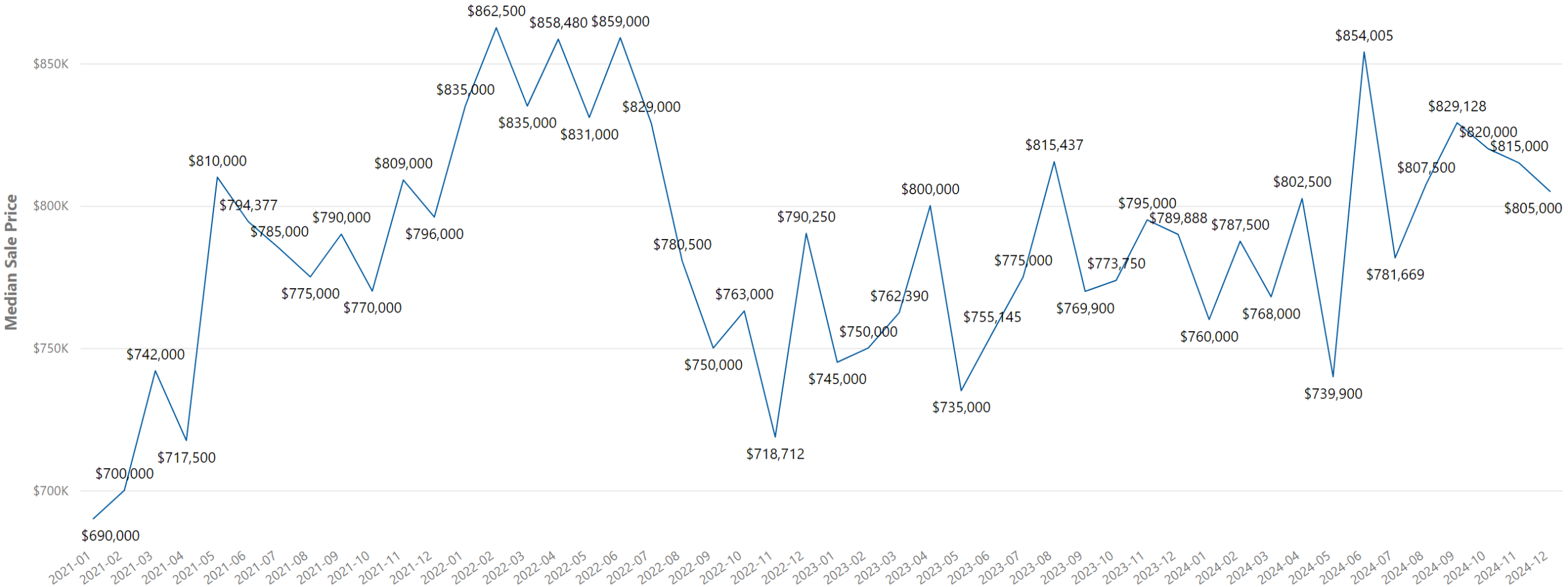


January 2025

POWER ON
POWER OFF
EMAIL
INTERNET
WORLD
NO
SEARCH

San Benito County - Median Sale Price

CountyName ● San Benito



San Benito County - Increased Median Price

City	Median Sale Price	Median Sale Price Last Year	% Median Sale Price Change
Aromas	\$849,000	\$830,000	2%
San Juan Bautista	\$1,078,125	\$1,060,000	2%
Hollister	\$775,444	\$775,000	0%

San Benito County - Decreased Median Price

City	Median Sale Price	Median Sale Price Last Year	% Median Sale Price Change
Paicines	\$0	\$3,000,000	-100%

San Benito County - Increased Median Sale Price (MoM)

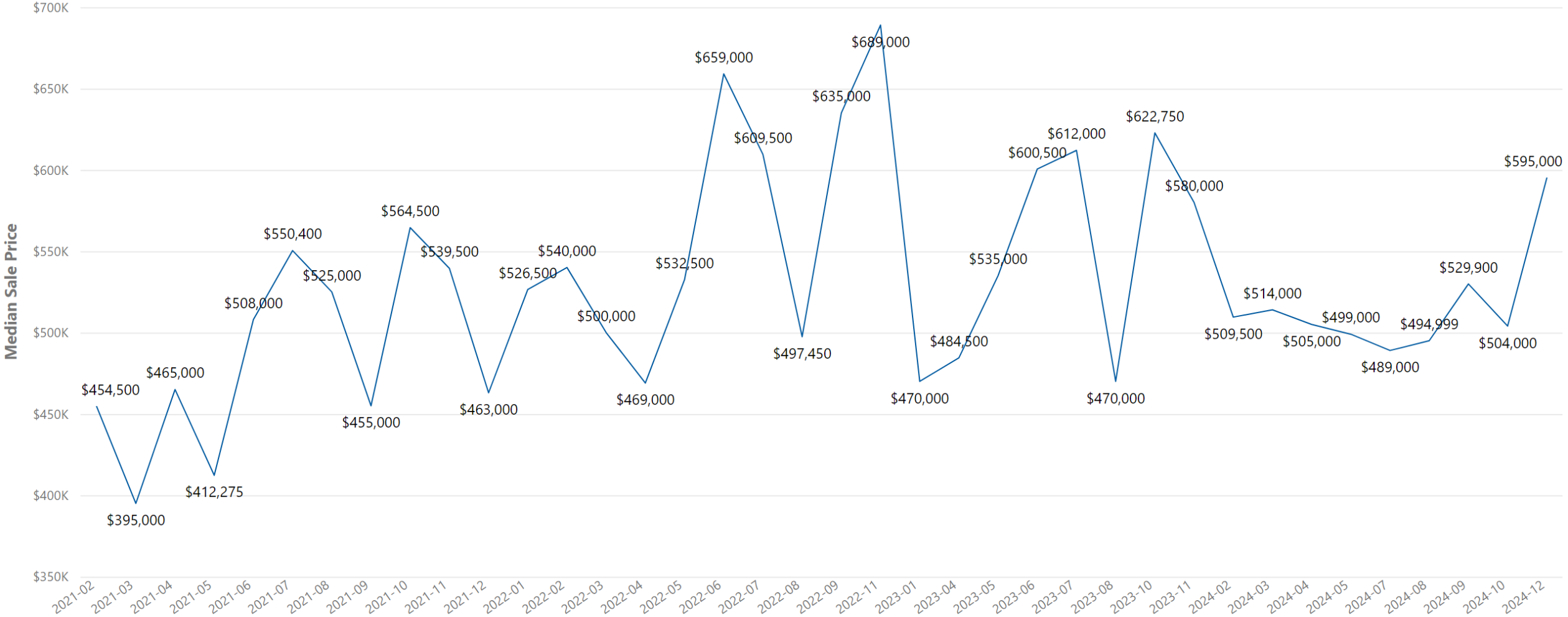
City	Median Sale Price	Median Sale Price Previous Month	% Median Sale Price Change
Hollister	\$775,444	\$775,000	0%

San Benito County - Decreased Median Sale Price (MoM)

City	Median Sale Price	Median Sale Price Previous Month	% Median Sale Price Change
Aromas	\$849,000	\$1,398,000	-39%
San Juan Bautista	\$1,078,125	\$1,107,500	-3%

San Benito County - Median Sale Price

CountyName ● San Benito

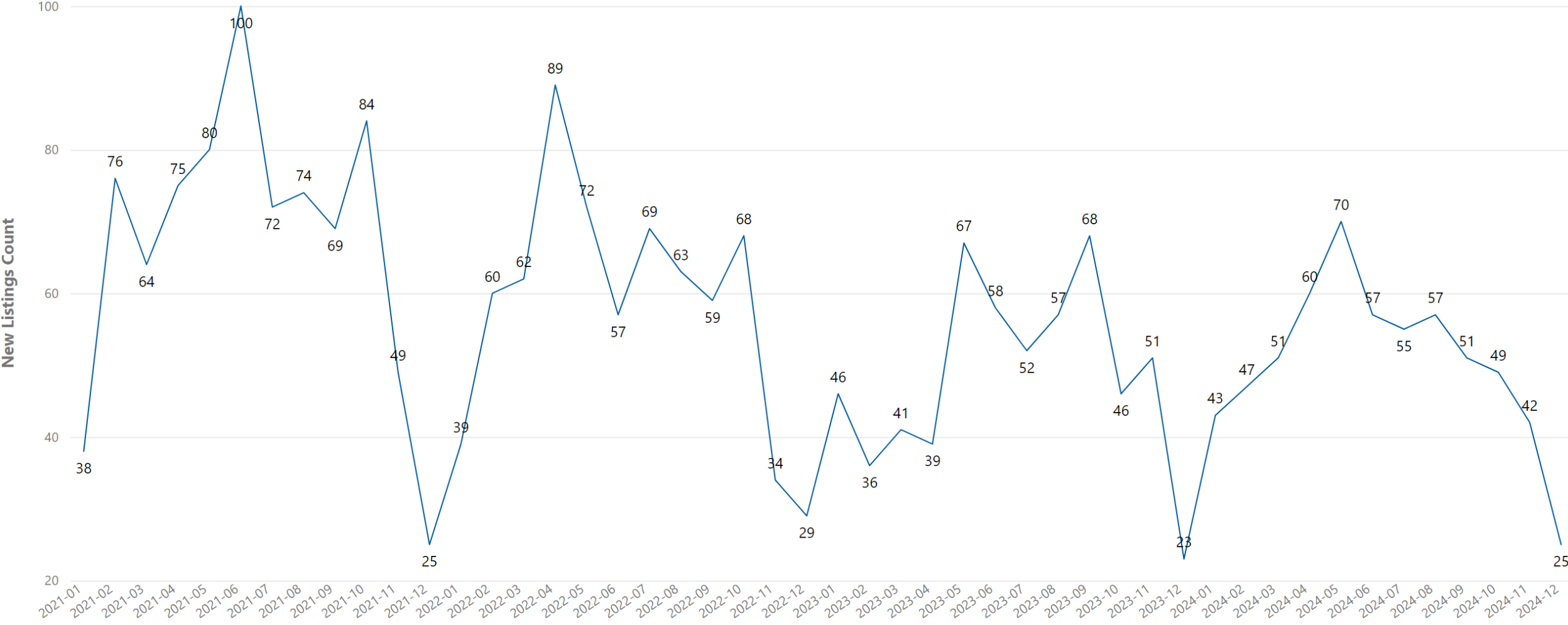


San Benito County - Increased Median Price

City	Median Sale Price	Median Sale Price Last Year	% Median Sale Price Change
Hollister	\$595,000	\$0	N/A

San Benito County - New Listings

CountyName ● San Benito



San Benito County - Increased New Listings

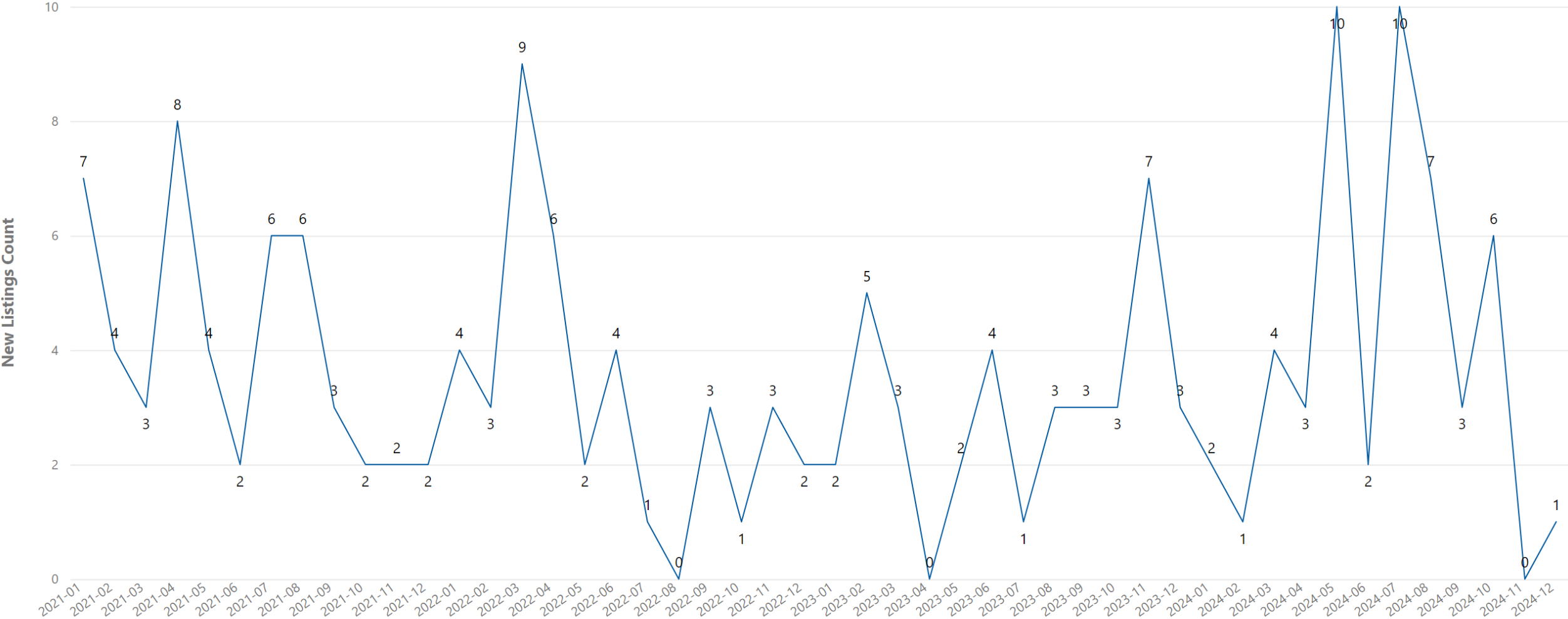
City	New Listings This Year	New Listings Last Year	% New Listings Change
San Juan Bautista	2	0	N/A
Aromas	2	1	100%

San Benito County - Decreased New Listings

City	New Listings This Year	New Listings Last Year	% New Listings Change
Hollister	21	22	-5%

San Benito County - New Listings

CountyName ● San Benito



Data as of 1/6/2025

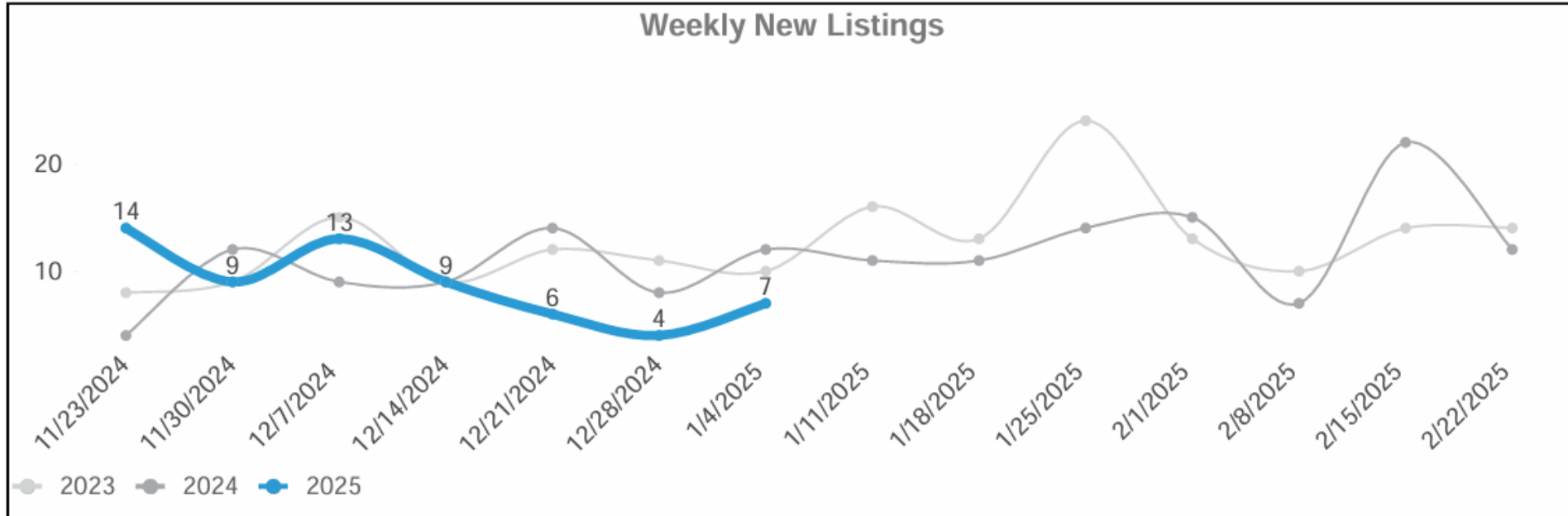
Aculist@2025

Residential Common Interest: 2021-2024

San Benito County - Decreased New Listings

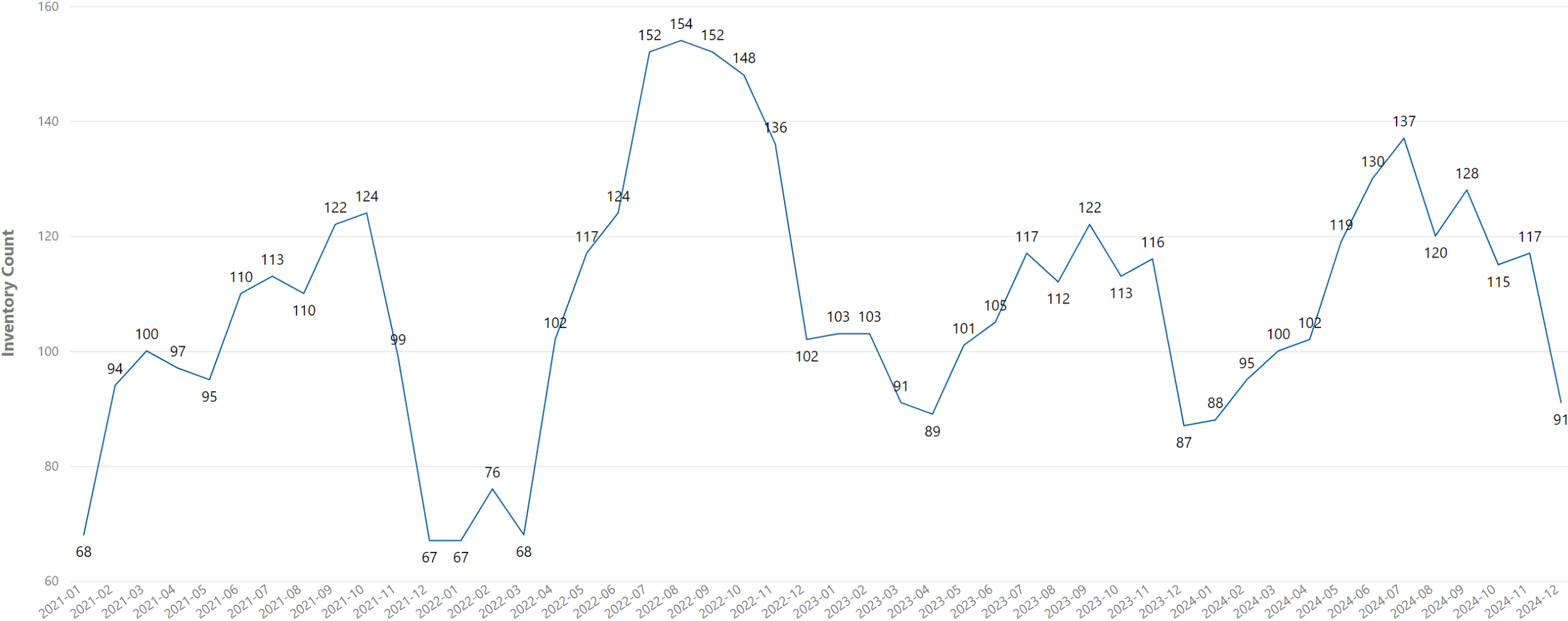
City	New Listings This Year	New Listings Last Year	% New Listings Change
Hollister	0	2	-100%
San Juan Bautista	1	1	0%

San Benito County – New Listings Week Ending 1/4/2025



San Benito County - Inventory

CountyName ● San Benito



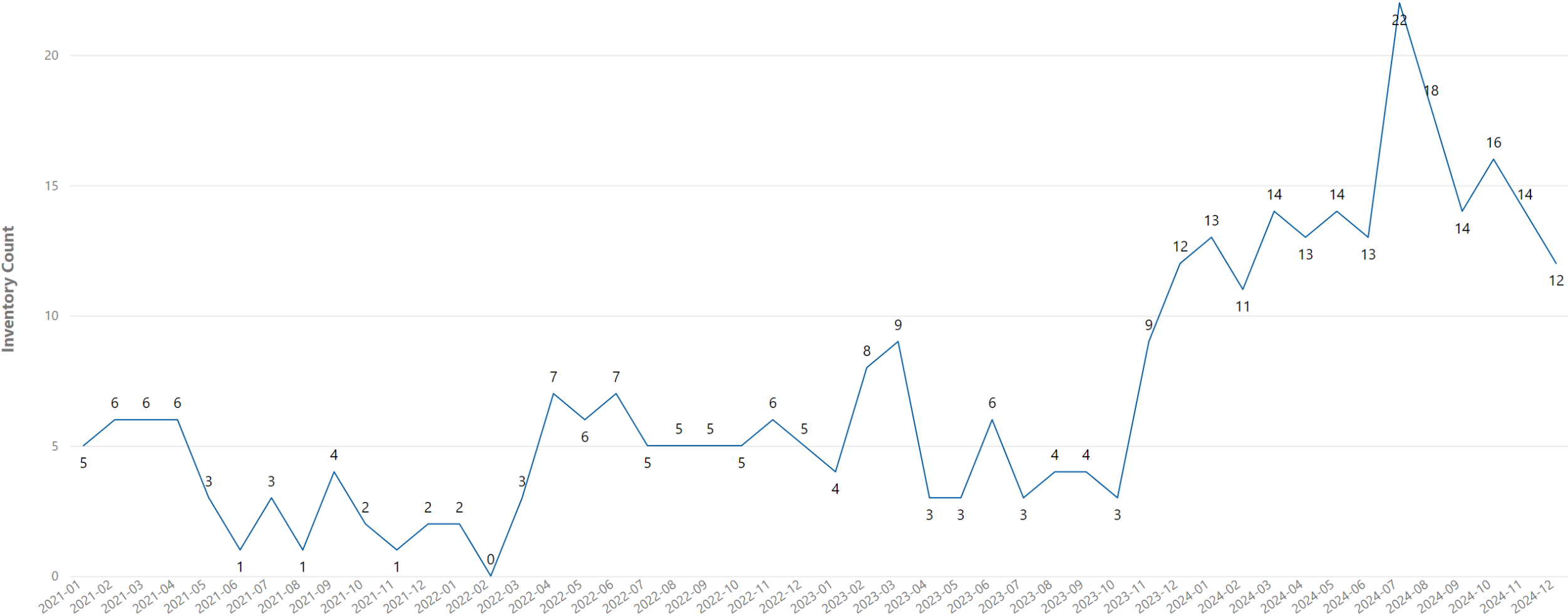
Data as of 1/6/2025

Aculist@2025

Residential Single Family: 2021-2024

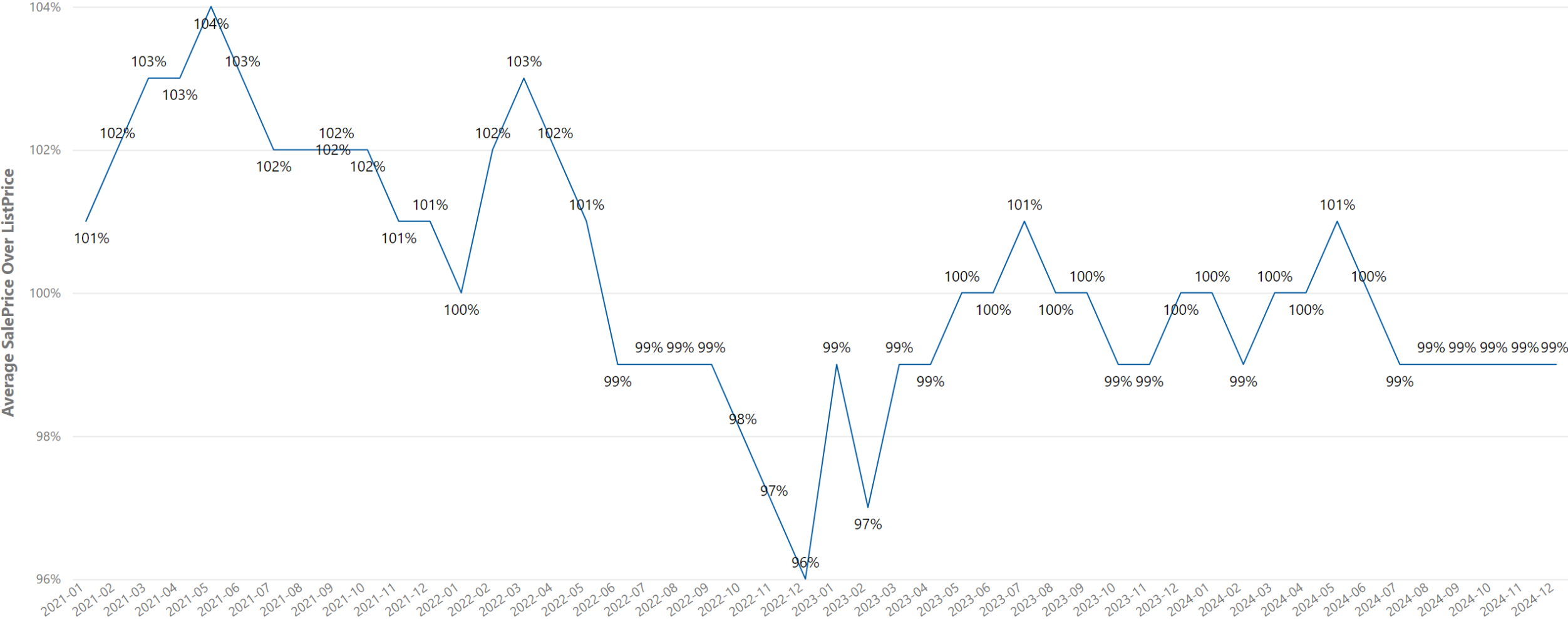
San Benito County - Inventory

CountyName ● San Benito



San Benito County - Average Sale Price Over List Price

CountyName ● San Benito



San Benito County - Increased Sale To List Price

City	Sale Over List Price	Sale Over List Price Last Year	% Sale Over List Price Change
San Juan Bautista	96%	92%	4%

San Benito County - Decreased Sale To List Price

City	Sale Over List Price	Sale Over List Price Last Year	% Sale Over List Price Change
Aromas	100%	106%	-6%
Hollister	100%	101%	-1%

San Benito County - Increased Sale Over List Price (MoM)

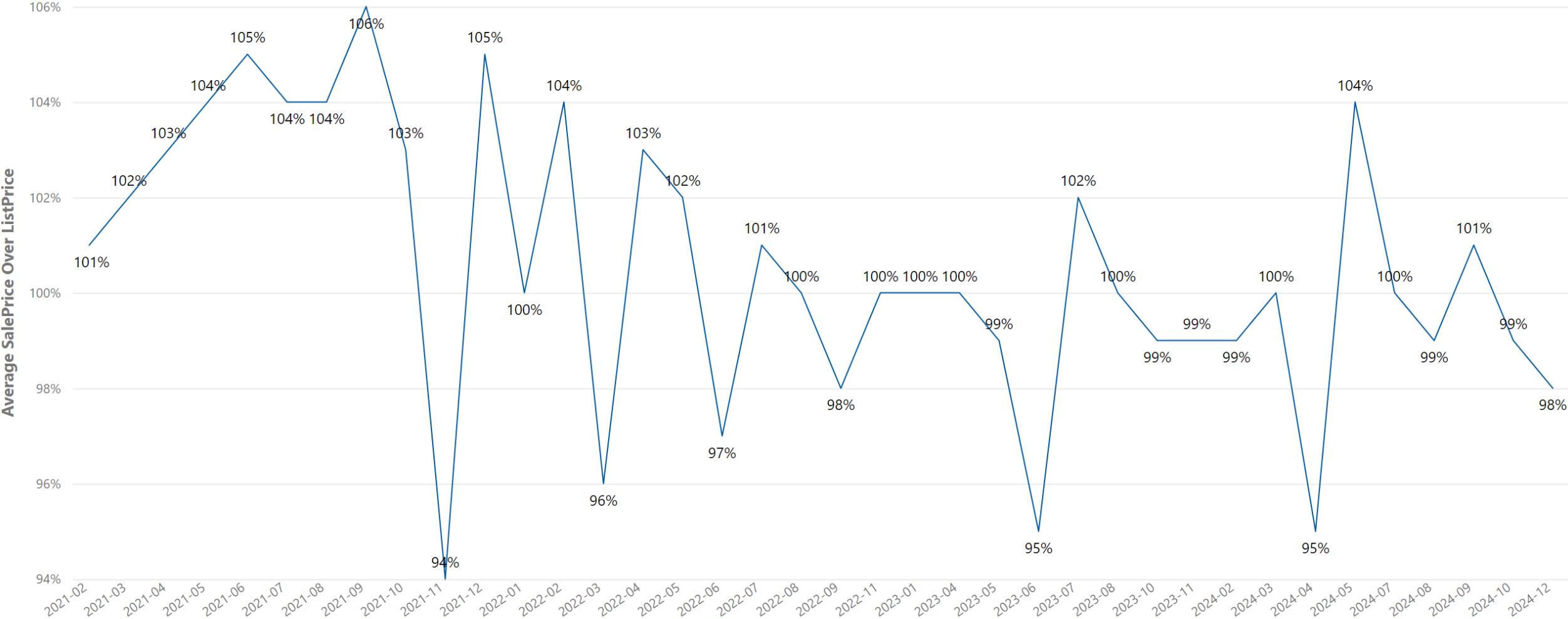
City	Sale Over List Price	Sale Over List Price Previous Month	% Sale Over List Price Change
Hollister	100%	99%	1%
Aromas	100%	100%	0%

San Benito County - Decreased Sale Over ListPrice (MoM)

City	Sale Over List Price	Sale Over List Price Previous Month	% Sale Over List Price Change
San Juan Bautista	96%	100%	-4%

San Benito County - Average Sale Price Over List Price

CountyName ● San Benito



San Benito County - Increased Sale To List Price

City	Sale Over List Price	Sale Over List Price Last Year	% Sale Over List Price Change
Hollister	98%	0%	N/A

San Benito County - Increased Sale Over List Price (MoM)

City	Sale Over List Price	Sale Over List Price Previous Month	% Sale Over List Price Change
Hollister	98%	0%	N/A

Thank You

